


13W / 1080lm / 4000K / On/Off / Wallwasher
/ 600mm

65668

Design: O/M + Bartenbach GmbH
inVision module with housing and perforated cover plate made of aluminium with textured-paint finish.

LED CRI>90 / >50.000h, L80/B10 / 2-step MacAdam
Power supply included.
IP20 | 230Vac | 50/60Hz



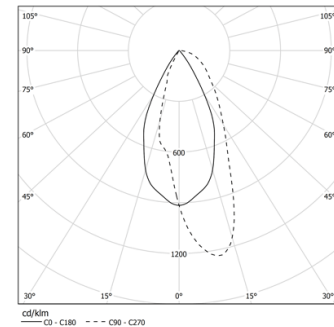
Structure

- 1 Profile
- 2 End caps
- 3 Fitting accessories
- 4 Profile coupling

Modules

- A inVision Module

| LED | 4000K | Light Source | Luminaire |
|------------|-------|--------------|-----------|
| Power | | 13W | 15,4W |
| Flux | | 1420lm | 1080lm |
| Efficiency | | 113lm/W | 70lm/W |
| LOR | | - | 76% |
| UGR | | - | - |

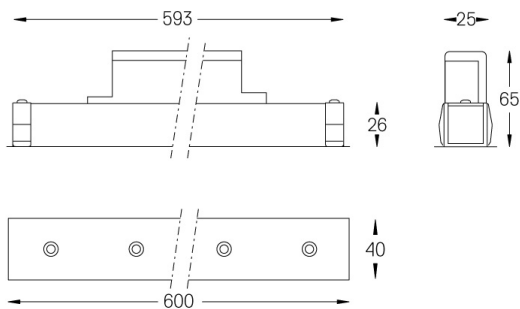


Beam angle
Wallwasher

Application



Weight
0,5Kg



Finishes

- .01 White / RAL 9010
- .02 Black / RAL 9005

Choose the length and layout of the system exactly as you want it, to model the right lighting functions for different tasks. For further information please contact: support@om-light.com