


13W / 915lm / 2700K / DALI / Wallwasher /
600mm

65632

Design: O/M + Bartenbach GmbH
inVision module with housing and perforated cover
plate made of aluminium with textured-paint finish.

LED CRI>90 / >50.000h, L80/B10 / 2-step MacAdam
Power supply included.
IP20 | 230Vac | 50/60Hz



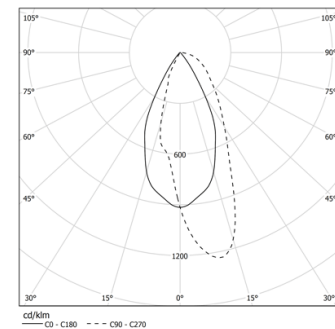
Structure

- 1 Profile
- 2 End caps
- 3 Fitting accessories
- 4 Profile coupling

Modules

- A inVision Module

LED	2700K	Light Source	Luminaire
Power		13W	15,4W
Flux		1205lm	915lm
Efficiency		96lm/W	60lm/W
LOR		-	76%
UGR		-	-

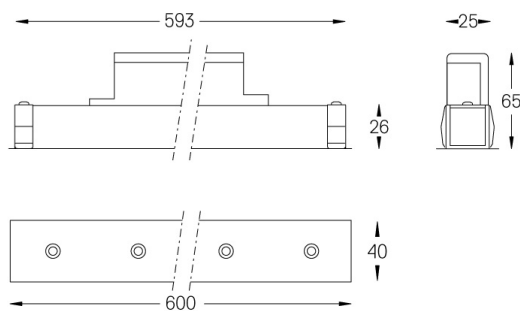


Beam angle
Wallwasher

Application



Weight
0,5Kg



Finishes

- .01 White / RAL 9010
- .02 Black / RAL 9005

For the specific supply of "DALI 2" drivers, please contact:
support@om-light.com

Choose the length and layout of the system exactly as you want it, to
model the right lighting functions for different tasks. For further
information please contact: support@om-light.com