


**inVision45**  
**Made-to-measure**

26W / 990lm / 2700K / DALI / Spot 17° /  
600mm

65631



### Structure

- 1 Profile
- 2 End caps
- 3 Fitting accessories
- 4 Profile coupling

## Modules

- A inVision Module

Design: O/M + Bartenbach GmbH


inVision module with housing and perforated cover plate made of aluminium with textured-paint finish.

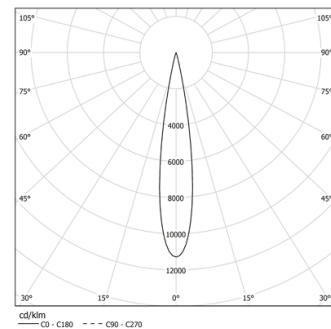
LED CRI>90 / >50.000h, L80/B10 / 2-step MacAdam

Power supply included.

IP20 | 230Vac | 50/60Hz



 LED	2700K	Light Source	Luminaire
Power	26W		30,7W
Flux	2250lm		990lm
Efficiency	89lm/W		32lm/W
LOR	-		44%
UGR	-		<10



Beam angle  
**Spot 17°**

## Application



Weight  
0,5Kg

## Finishes

For the specific supply of "DALI 2" drivers, please contact:  
support@om-light.com

Choose the length and layout of the system exactly as you want it, to model the right lighting functions for different tasks. For further information please contact: [support@om-light.com](mailto:support@om-light.com)

