

inVision45
Surface/Pendant

13W / 530lm / 2700K / On/Off / Spot 17° /
611mm

65546



Design: O/M + Bartenbach GmbH

Surface or pendant luminaire with housing made of aluminium with electrostatic 100% polyester paint with textured finish.

Aluminium anodised end caps with matt finish or electrostatic 100% polyester paint with textured-finish.

Housing and perforated cover plate made of aluminium with textured-paint finish. With the latest Bartenbach GmbH technology, inVision35 is a discreet solution, that can use great light distribution and visual comfort from a nearly invisible source.


Fitting accessories for pendant version ordered separately.

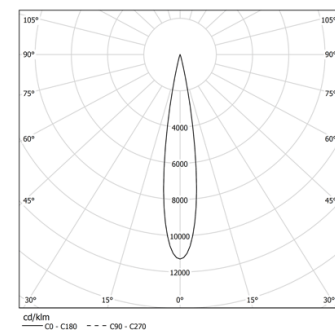
LED CRI>90 / >50.000h, L80/B10 / 2-step MacAdam

Power supply included.

IP20 | 230Vac | 50/60Hz



 LED	2700K	Light Source	Luminaire
Power		13W	15,4W
Flux		1205lm	530lm
Efficiency		96lm/W	34lm/W
LOR		-	44%
UGR		-	<10

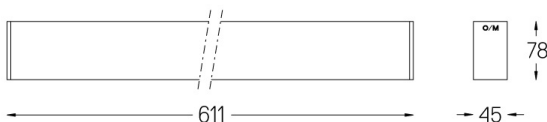


Beam angle
Spot 17°

Application



Weight
1,3Kg



Finishes

☐ .01 White / RAL 9010

● .02 Black / RAL 9005

Mandatory

54036 Pendant direct fitting acessory

54034 Clear Base

ø60x35mm