


inVision35
Made-to-measure

**13W / 565lm / 3000K / DALI / Spot 17° /
600mm**

65438



Structure

- 1 Profile
- 2 End caps
- 3 Fitting accessories
- 4 Profile coupling

Modules

- A inVision Module

Design: O/M + Bartenbach GmbH


inVision module with housing and perforated cover plate made of aluminium with textured-paint finish.

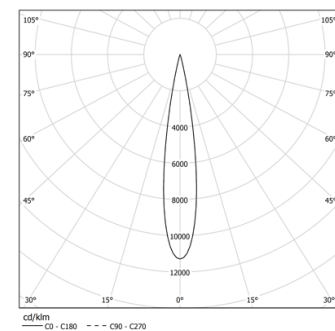
LED CRI>90 / >50.000h, L80/B10 / 2-step MacAdam

Power supply included.

IP20 | 230Vac | 50/60Hz



 LED	3000K	Light Source	Luminaire
Power		13W	15,4W
Flux		1285lm	565lm
Efficiency		102lm/W	37lm/W
LOR		-	44%
UGR		-	<10



Beam angle
Spot 17°

Application



Weight
0,5Kg

Finishes

- .01 White / RAL 9010
● .02 Black / RAL 9005

For the specific supply of "DALI 2" drivers, please contact:
support@om-light.com

Choose the length and layout of the system exactly as you want it, to model the right lighting functions for different tasks. For further information please contact: support@om-light.com

