


**inVision35**  
**Made-to-measure**

51W / 2085lm / 3000K / On/Off / Spot 17° /  
1200mm

65435



## Structure

- 1 Profile
- 2 End caps
- 3 Fitting accessories
- 4 Profile coupling

## Modules

- A inVision Module

Design: O/M + Bartenbach GmbH


inVision module with housing and perforated cover plate made of aluminium with textured-paint finish.

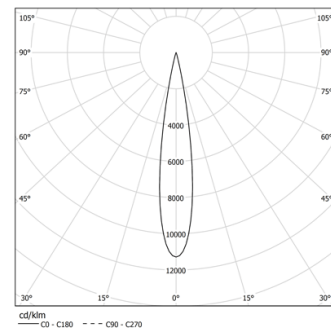
LED CRI>90 / >50.000h, L80/B10 / 2-step MacAdam

Power supply included.

IP20 | 230Vac | 50/60Hz



 LED	3000K	Light Source	Luminaire
Power	51W	59,3W	
Flux	4740lm	2085lm	
Efficiency	94lm/W	35lm/W	
LOR	-	44%	
UGR	-	<10	

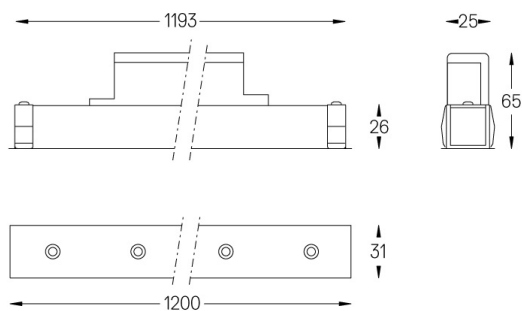


Beam angle  
**Spot 17°**

## Application



Weight  
0,8Kg



## Finishes

- .01 White / RAL 9010  
● .02 Black / RAL 9005

Choose the length and layout of the system exactly as you want it, to model the right lighting functions for different tasks. For further information please contact: [support@om-light.com](mailto:support@om-light.com)