


inVision35
Made-to-measure

**38W / 1565lm / 3000K / On/Off / Spot 17° /
900mm**

65431



Structure

- 1 Profile
- 2 End caps
- 3 Fitting accessories
- 4 Profile coupling

Modules

- A inVision Module

Design: O/M + Bartenbach GmbH


inVision module with housing and perforated cover plate made of aluminium with textured-paint finish.

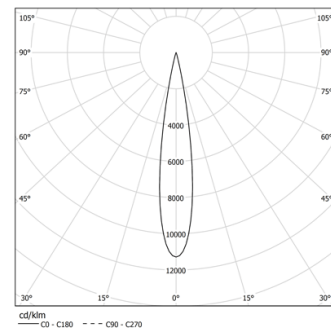
LED CRI>90 / >50.000h, L80/B10 / 2-step MacAdam

Power supply included.

IP20 | 230Vac | 50/60Hz



| | | | |
|---|--------|--------------|-----------|
|  LED | 3000K | Light Source | Luminaire |
| Power | 38W | 44,5W | |
| Flux | 3555lm | 1565lm | |
| Efficiency | 94lm/W | 35lm/W | |
| LOR | - | 44% | |
| UGR | - | <10 | |



Beam angle
Spot 17°

Application



Weight
0,6Kg

Finishes

- ☐ .01 White / RAL 9010
☒ .02 Black / RAL 9005

Choose the length and layout of the system exactly as you want it, to model the right lighting functions for different tasks. For further information please contact: support@om-light.com

