

inVision35
Recessed

26W / 1250lm / 4000K / On/Off / Spot 17° /
1211mm

65314



Design: O/M + Bartenbach GmbH


Recessed luminaire with housing made of aluminium with electrostatic 100% polyester paint with textured finish.

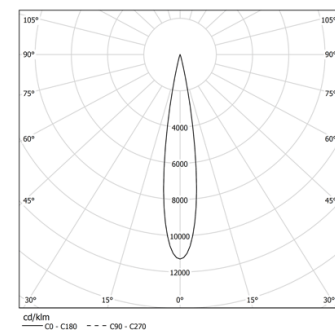
Aluminium anodised end caps with matt finish or electrostatic 100% polyester paint with textured-finish.

Housing and perforated cover plate made of aluminium with textured-paint finish. With the latest Bartenbach GmbH technology, inVision35 is a discreet solution, that can use great light distribution and visual comfort from a nearly invisible source. Fitting accessories ordered separately.

LED CRI>90 / >50.000h, L80/B10 / 2-step MacAdam
Power supply included.
IP20 | 230Vac | 50/60Hz



 LED	4000K	Light Source	Luminaire
Power	26W	30,7W	
Flux	2845lm	1250lm	
Efficiency	113lm/W	41lm/W	
LOR	-	44%	
UGR	-	<10	



Beam angle
Spot 17°


Application



Weight
2,4Kg



37x1204



Finishes

- ☐ .01 White / RAL 9010
☒ .02 Black / RAL 9005

Mandatory

50047 Recessed fitting accessory

O/M recommends that any false ceilings intended for recessed products should be installed only after the products to be used have been chosen. The same applies when preparing openings for this type of product. O/M recommends reinforcing false ceilings close to any such openings, in accordance with the characteristics of the product to be recessed. The cutout dimensions are for plasterboard ceilings. For other type of material please contact: support@om-light.com