

**inVision35  
Recessed**

51W / 2085lm / 3000K / On/Off / Spot 17° /  
1211mm

65291



Design: O/M + Bartenbach GmbH


Recessed luminaire with housing made of aluminium with electrostatic 100% polyester paint with textured finish.

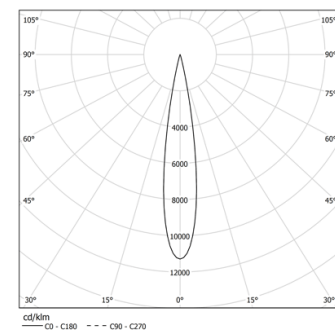
Aluminium anodised end caps with matt finish or electrostatic 100% polyester paint with textured-finish.

Housing and perforated cover plate made of aluminium with textured-paint finish. With the latest Bartenbach GmbH technology, inVision35 is a discreet solution, that can use great light distribution and visual comfort from a nearly invisible source. Fitting accessories ordered separately.

LED CRI>90 / >50.000h, L80/B10 / 2-step MacAdam  
Power supply included.  
IP20 | 230Vac | 50/60Hz



 LED	3000K	Light Source	Luminaire
Power	51W	59,3W	
Flux	4740lm	2085lm	
Efficiency	94lm/W	35lm/W	
LOR	-	44%	
UGR	-	<10	



Beam angle  
**Spot 17°**


## Application



Weight  
2,4Kg



37x1204



## Finishes

- ☐ .01 White / RAL 9010  
☒ .02 Black / RAL 9005

## Mandatory

**50047 Recessed fitting accessory**

O/M recommends that any false ceilings intended for recessed products should be installed only after the products to be used have been chosen. The same applies when preparing openings for this type of product. O/M recommends reinforcing false ceilings close to any such openings, in accordance with the characteristics of the product to be recessed. The cutout dimensions are for plasterboard ceilings. For other type of material please contact: [support@om-light.com](mailto:support@om-light.com)