



Design: O/M  
Ceiling-recessed luminaire made of aluminium die-cast.  
Recessing system with spring clips.  
Recessing accessory for flush version supplied separately.

LED CRI>90 / >50.000h, L80/B10  
3-step MacAdam / Power supply not included  
IP65 | 180mA / 100mA



LED	3500K	Light Source	Luminaire
Power		6,7W / 3,7W	6,7W / 3,7W
Flux		705lm / 390lm	535lm / 300lm
Efficiency		105lm/W	80lm/W
LOR		-	76%
UGR		-	<16



Beam angle  
Spot 20°

Application



Weight  
0.21Kg



Ø65



#### Finishes

- .04 Matt White
- .05 Matt Black

#### Mandatory

- 59093** Driver On/Off [180mA]  
147x43x30mm
- 59092** Driver On/Off [100mA]  
92x28x21mm
- 59095** Driver DALI [180mA]  
144x30x21mm
- 59094** Driver DALI [100mA]  
144x30x21mm
- 59097** Driver Phase-Cut [180mA]  
102x49x29mm
- 59096** Driver Phase-Cut [100mA]  
122x41x23mm
- 59099** Driver 1-10V [180mA]  
130x30x20mm
- 59098** Driver 1-10V [120mA]  
130x30x20mm

#### Optional


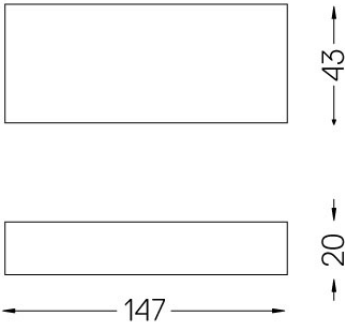
- 59069** Flush accessory (12.5mm ceilings)  
176x17mm
- 59070** Flush accessory (15mm ceilings)  
176x19,5mm
- 59071** Flush accessory (25mm ceilings)  
176x29,5mm

The cutout dimensions are for plasterboard ceilings. For other type of material please contact: [support@om-light.com](mailto:support@om-light.com)

The 5-year guarantee applies only when the luminaire and driver are supplied together.

#### Data according to regulations

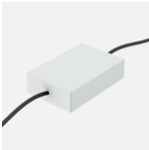
2019/2020/EU supplemented by 2021/341 | 2019/2015/EU supplemented by 2021/340/EU Energy Consumption Labelling Ordinance. This product contains a light source of efficiency class F  
Model Identifier BXRH-35G1000-B-83



Go  
IP65

Driver On/Off [1 luminaire]

59093



Driver On/Off for Go ø75 [180mA]  
230Vac | 50/60Hz | Class II

Weight  
0,08Kg

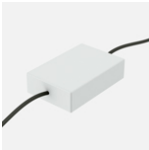
Finishes  
.99



Go  
IP65

Driver On/Off [1 luminaire]

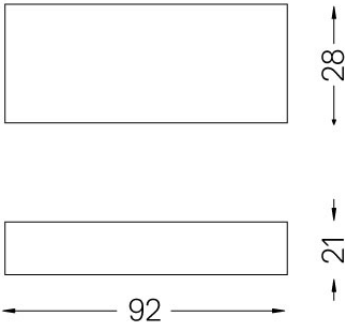
59092


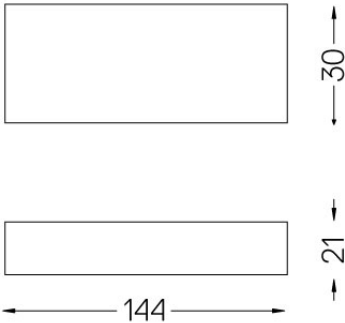


Driver On/Off for Go ø75 [100mA]  
230Vac | 50/60Hz | Class II

Weight  
0,1Kg

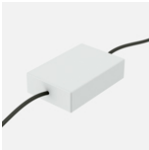
Finishes  
.99





Go  
IP65


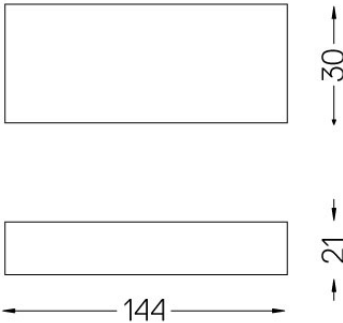
Driver DALI [1 luminaire] 59095



Driver DALI for Go ø75 [180mA]  
230Vac | 50/60Hz | Class II

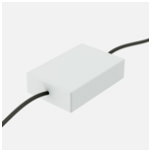
Weight  
0,08Kg

Finishes  
.99



Go  
IP65

Driver DALI [1 luminaire] 59094



Driver DALI for Go ø75 [100mA]  
230Vac | 50/60Hz | Class II

Weight  
0,08Kg

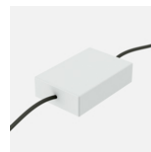
Finishes  
.99



## Go IP65

Driver PhaseCut [1 luminaire]

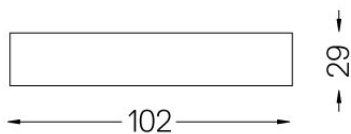
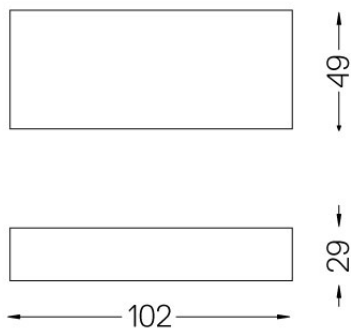
59097


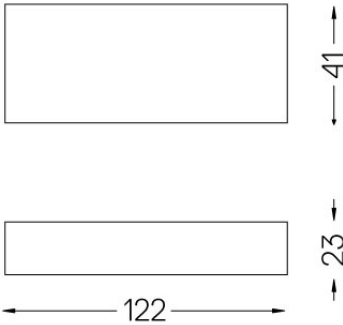


Driver PhaseCut for Go ø75  
[180mA]  
230Vac | 50/60Hz | Class II

Weight  
0,13Kg

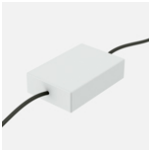
Finishes  
.99





Go  
IP65

Driver PhaseCut [1 luminaire] 59096



Driver PhaseCut for Go ø75  
[100mA]  
230Vac | 50/60Hz | Class II

Weight	Finishes
0,07Kg	.99





## Go IP65

Driver 1-10V [1 luminaire]

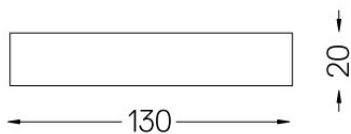
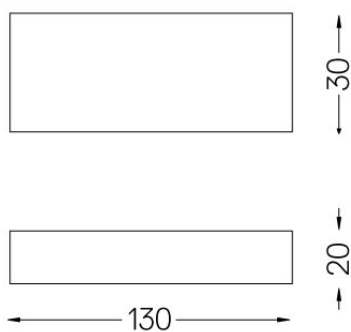
59099



Driver 1-10V for Go ø75 [180mA]  
230Vac | 50/60Hz | Class II

Weight  
0,07Kg

Finishes  
.99





## Go IP65

Driver 1-10V [1 luminaire]

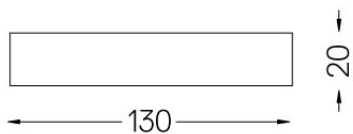
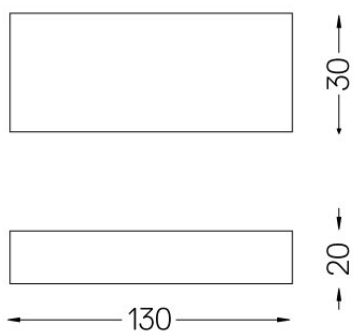
59098

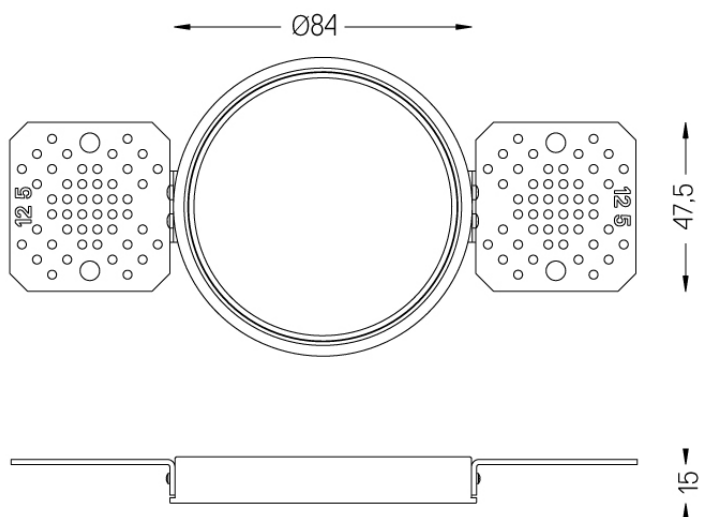


Driver 1-10V for Go ø75 [120mA]  
230Vac | 50/60Hz | Class II

Weight  
0,07Kg

Finishes  
.99





**Flush accessory (12.5mm ceilings)**

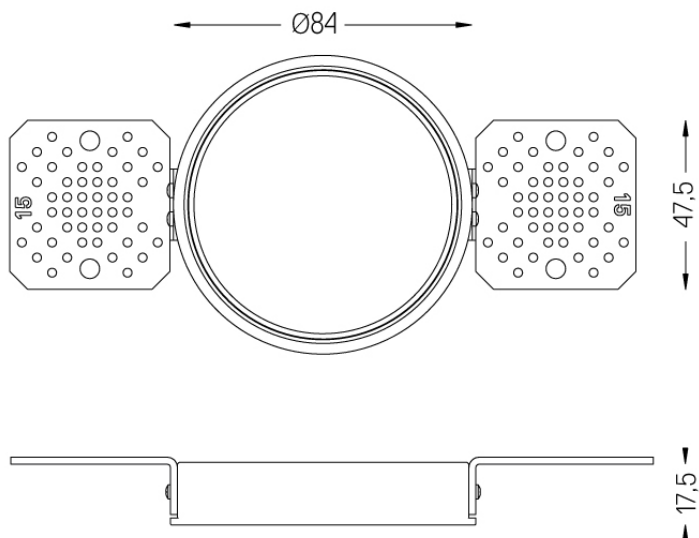
**59069**



Flush accessory Go  
For 12.5mm ceilings.

Weight  
**0,11Kg**

Finishes  
**.99**



**Flush accessory (15mm  
ceilings)**

**59070**



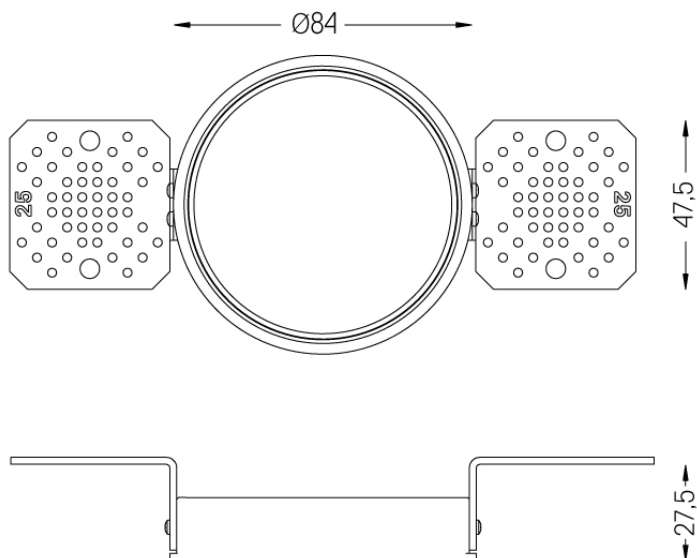
Flush accessory Go  
For 15mm ceilings.

Weight  
**0,05Kg**

Finishes  
**.99**

Flush accessory (25mm  
ceilings)

59071



Flush accessory Go  
For 25mm ceilings.

Weight  
0,05Kg

Finishes  
.99