




Design: O/M  
Ceiling-recessed luminaire made of aluminium die-cast.  
Recessing system with spring clips.  
Recessing accessory for flush version supplied separately.

LED CRI>90 / >50.000h, L80/B10  
3-step MacAdam / Power supply not included  
IP65 | 200mA / 100mA



 3000K	Light Source	Luminaire
Power	6,7W / 3,4W	6,7W / 3,4W
Flux	1055lm / 530lm	800lm / 400lm
Efficiency	157lm/W	119lm/W
LOR	-	76%
UGR	-	<19



Beam angle  
Flood 48°



Weight  
0.21Kg



## Finishes

- .04 Matt White
- .05 Matt Black

## Mandatory

**59101** Driver On/Off [200mA]

147x43x30mm

**59100** Driver On/Off [100mA]

110x40x21mm

**59103** Driver DALI [200mA]

144x30x21mm

**59102** Driver DALI [100mA]

144x30x21mm

**59105** Driver PhaseCut [180mA]

102x49x29mm

**59104** Driver PhaseCut [100mA]

122x41x23mm

**59107** Driver 1-10V [200mA]

130x30x20mm

**59106** Driver 1-10V [120mA]

130x30x20mm

## Optional

**59069** Flush accessory (12.5mm ceilings)

176x17mm

**59070** Flush accessory (15mm ceilings)

176x19,5mm

**59071** Flush accessory (25mm ceilings)


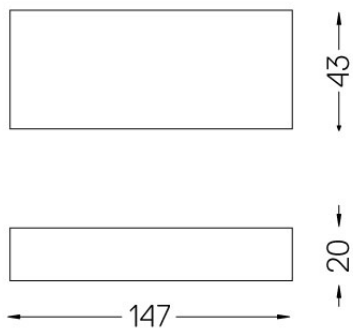
176x29,5mm

The cutout dimensions are for plasterboard ceilings. For other type of material please contact: [support@om-light.com](mailto:support@om-light.com)

The 5-year guarantee applies only when the luminaire and driver are supplied together.

## Data according to regulations

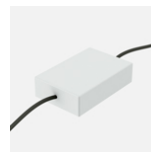
2019/2020/EU supplemented by 2021/341 | 2019/2015/EU supplemented by 2021/340/EU Energy Consumption Labelling Ordinance. This product contains a light source of efficiency class E  
Model Identifier BXRE-30G10FB-C-83



## Go IP65

Driver On/Off [1 luminaire]


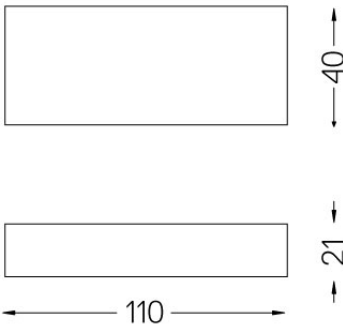
59101



Driver On/Off for Go ø75  
[200mA]  
230Vac | 50/60Hz | Class II

Weight  
0,08Kg

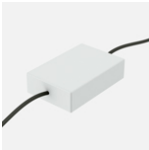
Finishes  
.99



Go  
IP65

Driver On/Off [1 luminaire]


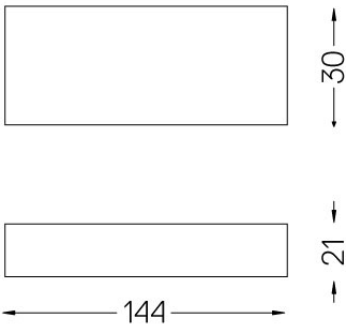
59100



Driver On/Off for Go ø75 [100mA]  
230Vac | 50/60Hz | Class II

Weight  
0,09Kg

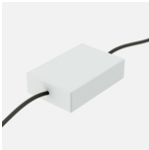
Finishes  
.99



Go  
IP65

Driver DALI [1 luminaire]

59103



Driver DALI for Go ø75 [200mA]  
230Vac | 50/60Hz | Class II

Weight  
0,08Kg

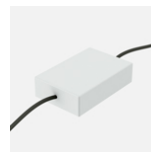
Finishes  
.99



## Go IP65

Driver DALI [1 luminaire]


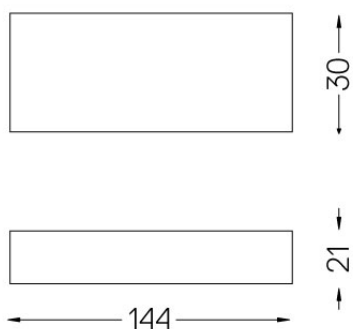
59102



Driver DALI for Go ø75 [100mA]  
230Vac | 50/60Hz | Class II

Weight  
**0,08Kg**

Finishes  
**.99**

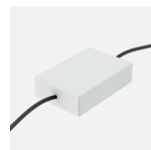




## Go IP65

Driver PhaseCut [1 luminaire]


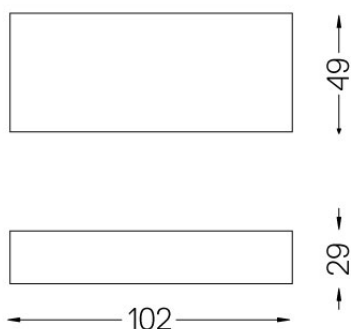
59105


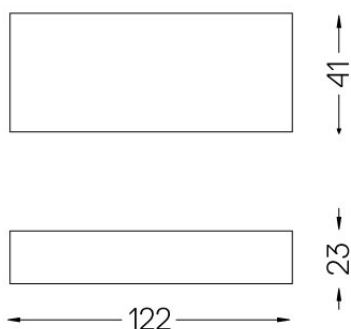


Driver PhaseCut for Go ø75  
[180mA]  
230Vac | 50/60Hz | Class II

Weight  
0,13Kg

Finishes  
.99

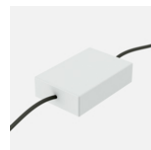




## Go IP65

Driver PhaseCut [1 luminaire]

59104



Driver PhaseCut for Go ø75  
[100mA]  
230Vac | 50/60Hz | Class II

Weight  
0,07Kg

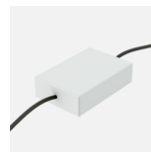
Finishes  
.99



## Go IP65

Driver 1-10V [1 luminaire]

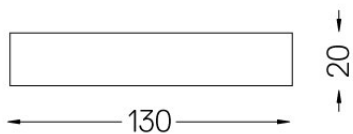
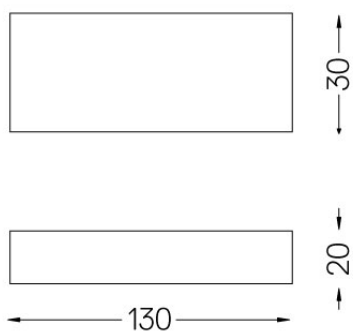
59107



Driver 1-10V for Go ø75 [200mA]  
230Vac | 50/60Hz | Class II

Weight  
0,07Kg

Finishes  
.99

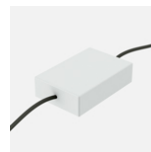




## Go IP65

Driver 1-10V [1 luminaire]

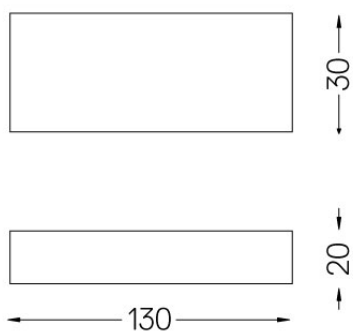
59106



Driver 1-10V for Go ø75 [120mA]  
230Vac | 50/60Hz | Class II

Weight  
0,07Kg

Finishes  
.99

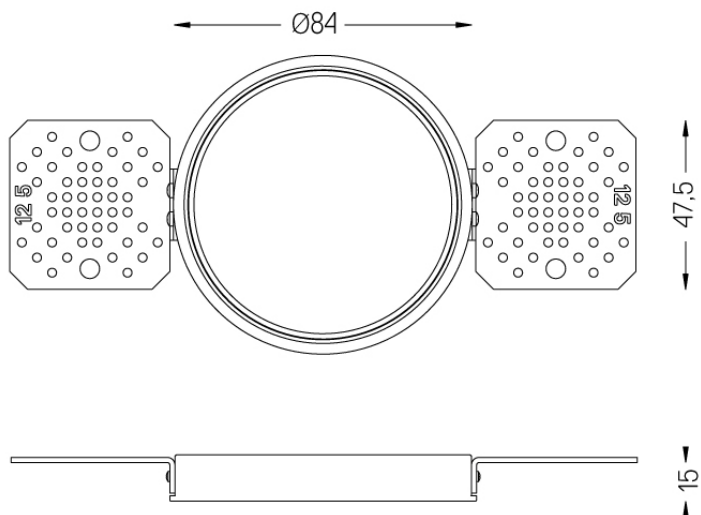


Flush accessory (12.5mm  
ceilings)

59069



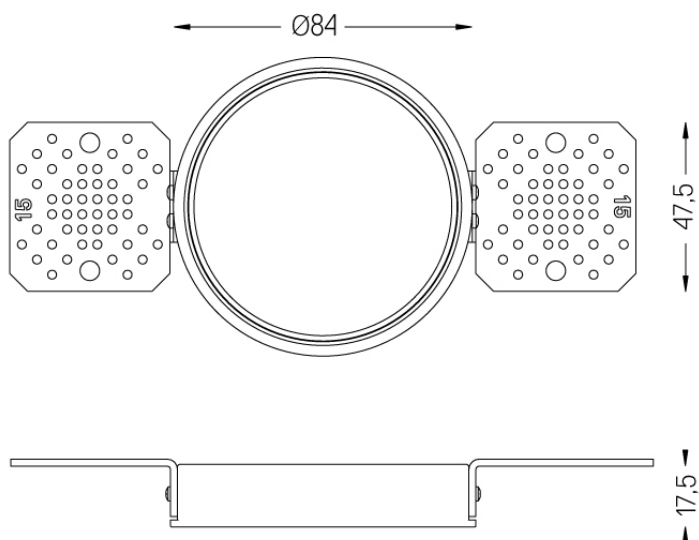
Ø88



Flush accessory Go  
For 12.5mm ceilings.

Weight  
0,11Kg

Finishes  
.99



**Flush accessory (15mm  
ceilings)**

**59070**



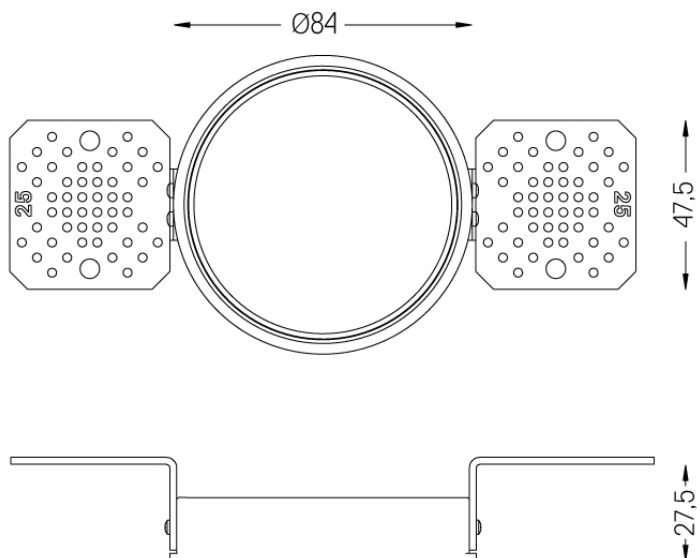
Flush accessory Go  
For 15mm ceilings.

Weight  
**0,05Kg**

Finishes  
**.99**

Flush accessory (25mm  
ceilings)

59071



Flush accessory Go  
For 25mm ceilings.

Weight  
0,05Kg

Finishes  
.99