




Design: O/M  
Ceiling-recessed luminaire made of aluminium die-cast.  
Recessing system with spring clips.  
Recessing accessory for flush version supplied separately.

LED CRI>90 / >50.000h, L80/B10  
3-step MacAdam / Power supply not included  
IP65 | 200mA / 100mA



 <b>3000K</b>	<b>Light Source</b>	<b>Luminaire</b>
<b>Power</b>	6,7W / 3,4W	6,7W / 3,4W
<b>Flux</b>	1055lm / 530lm	800lm / 400lm
<b>Efficiency</b>	157lm/W	119lm/W
<b>LOR</b>	-	76%
<b>UGR</b>	-	<16



Beam angle  
Medium 34°



Weight  
0.21Kg



Ø65



#### Finishes

- .04 Matt White
- .05 Matt Black

#### Mandatory

**59101** Driver On/Off [200mA]

147x43x30mm

**59100** Driver On/Off [100mA]

110x40x21mm

**59103** Driver DALI [200mA]

144x30x21mm

**59102** Driver DALI [100mA]

144x30x21mm

**59105** Driver PhaseCut [180mA]

102x49x29mm

**59104** Driver PhaseCut [100mA]

122x41x23mm

**59107** Driver 1-10V [200mA]

130x30x20mm

**59106** Driver 1-10V [120mA]

130x30x20mm

#### Optional

**59069** Flush accessory (12.5mm ceilings)

176x17mm

**59070** Flush accessory (15mm ceilings)

176x19,5mm

**59071** Flush accessory (25mm ceilings)

176x29,5mm

The cutout dimensions are for plasterboard ceilings. For other type of material please contact: [support@om-light.com](mailto:support@om-light.com)

The 5-year guarantee applies only when the luminaire and driver are supplied together.

#### Data according to regulations

2019/2020/EU supplemented by 2021/341 | 2019/2015/EU supplemented by 2021/340/EU Energy Consumption Labelling Ordinance. This product contains a light source of efficiency class E  
Model Identifier BXRE-30G10FB-C-83



## Go IP65

Driver On/Off [1 luminaire]

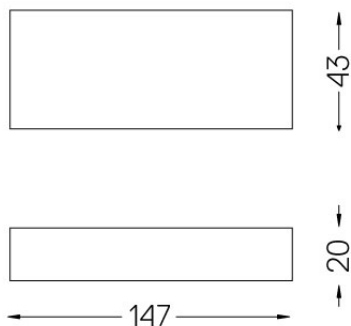
59101



Driver On/Off for Go ø75  
[200mA]  
230Vac | 50/60Hz | Class II

Weight  
0,08Kg

Finishes  
.99





## Go IP65

Driver On/Off [1 luminaire]

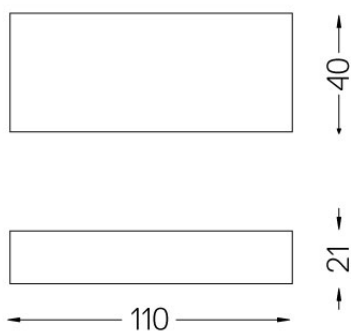
59100



Driver On/Off for Go ø75 [100mA]  
230Vac | 50/60Hz | Class II

Weight  
**0,09Kg**

Finishes  
**.99**





## Go IP65

Driver DALI [1 luminaire]


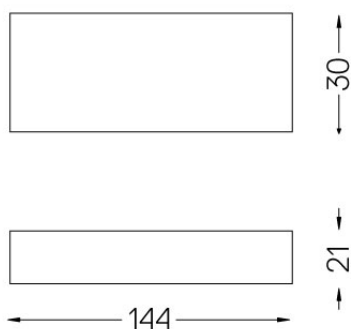
59103



Driver DALI for Go ø75 [200mA]  
230Vac | 50/60Hz | Class II

Weight  
**0,08Kg**

Finishes  
**.99**

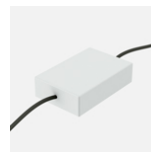




## Go IP65

Driver DALI [1 luminaire]


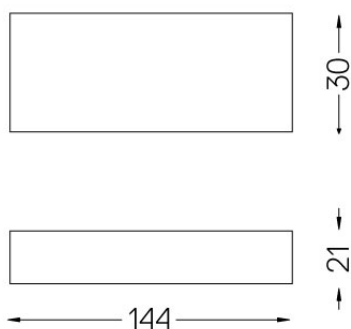
59102


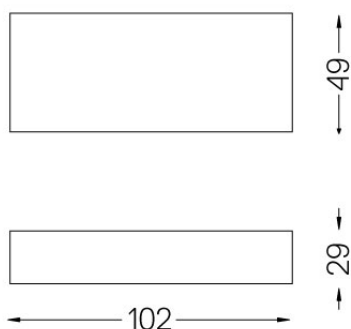


Driver DALI for Go ø75 [100mA]  
230Vac | 50/60Hz | Class II

Weight  
**0,08Kg**

Finishes  
**.99**

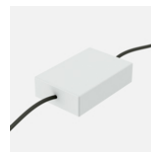




## Go IP65

Driver PhaseCut [1 luminaire]

59105



Driver PhaseCut for Go ø75  
[180mA]  
230Vac | 50/60Hz | Class II

Weight  
0,13Kg

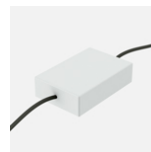
Finishes  
.99



## Go IP65

Driver PhaseCut [1 luminaire]

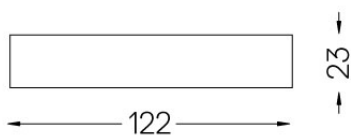
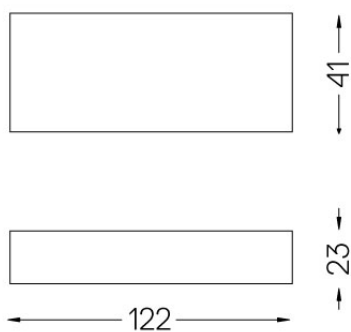
59104



Driver PhaseCut for Go ø75  
[100mA]  
230Vac | 50/60Hz | Class II

Weight  
0,07Kg

Finishes  
.99







## Go IP65

Driver 1-10V [1 luminaire]

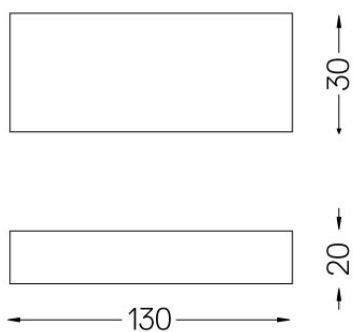
59107



Driver 1-10V for Go ø75 [200mA]  
230Vac | 50/60Hz | Class II

Weight  
0,07Kg

Finishes  
.99





## Go IP65

Driver 1-10V [1 luminaire]

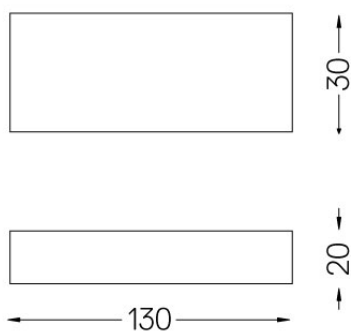
59106

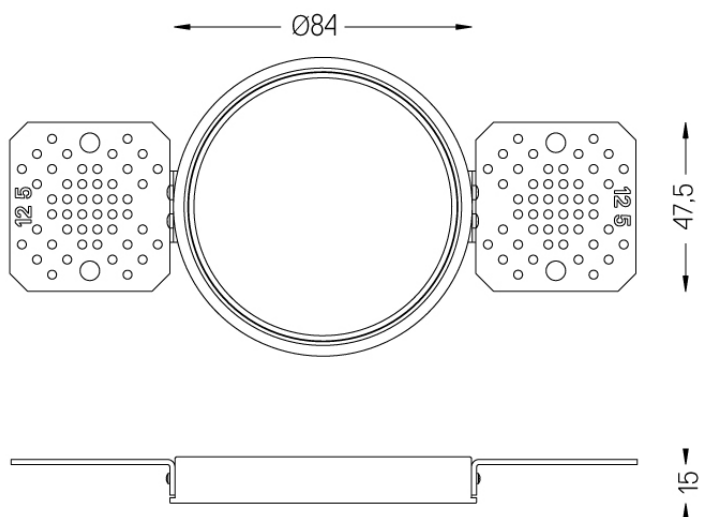


Driver 1-10V for Go ø75 [120mA]  
230Vac | 50/60Hz | Class II

Weight  
0,07Kg

Finishes  
.99





Flush accessory (12.5mm  
ceilings)

59069



Flush accessory Go  
For 12.5mm ceilings.

Weight  
0,11Kg

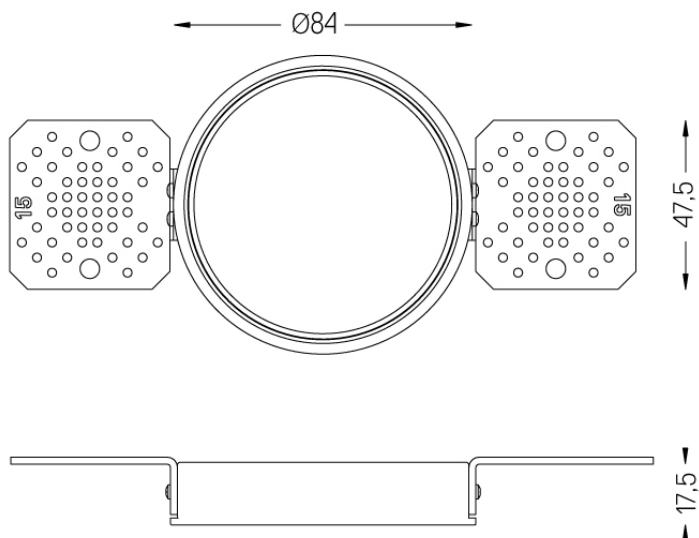
Finishes  
.99

Flush accessory (15mm  
ceilings)

59070



Ø88



Flush accessory Go  
For 15mm ceilings.

Weight  
0,05Kg

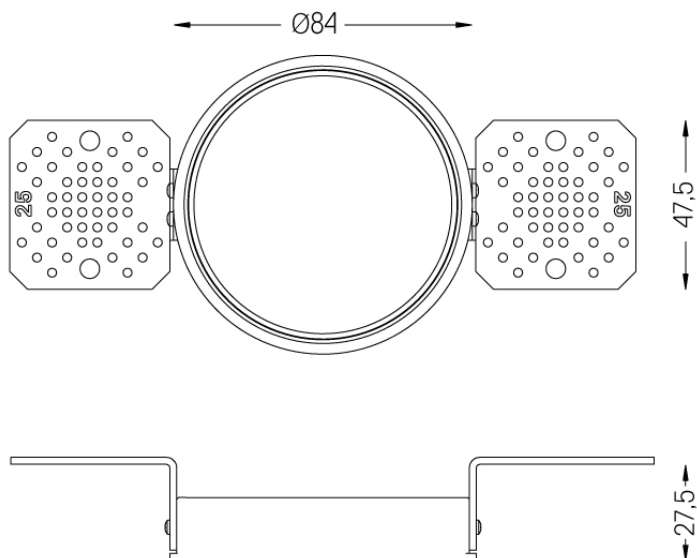
Finishes  
.99

Flush accessory (25mm  
ceilings)

59071



Ø88



Flush accessory Go  
For 25mm ceilings.

Weight  
0,05Kg

Finishes  
.99