




Design: O/M
Ceiling-recessed luminaire made of aluminium die-cast.
Recessing system with spring clips.

LED CRI>90 / >50.000h, L80/B10
3-step MacAdam / Power supply not included
IP65 | 200mA / 100mA



 2700K	Light Source	Luminaire
Power	6,7W / 3,4W	6,7W / 3,4W
Flux	1035lm / 520lm	540lm / 270lm
Efficiency	158lm/W	81lm/W
LOR	-	51%
UGR	-	-



Beam angle
Asymmetric

Application



Weight
0.21Kg



Ø65



Finishes

- .04 Matt White
- .05 Matt Black

Mandatory

59101 Driver On/Off [200mA]

147x43x30mm

59100 Driver On/Off [100mA]

110x40x21mm

59103 Driver DALI [200mA]

144x30x21mm

59102 Driver DALI [100mA]

144x30x21mm

59105 Driver PhaseCut [180mA]

102x49x29mm

59104 Driver PhaseCut [100mA]

122x41x23mm

59107 Driver 1-10V [200mA]

130x30x20mm

59106 Driver 1-10V [120mA]

130x30x20mm

Optional

59069 Flush accessory (12.5mm ceilings)

176x17mm

The cutout dimensions are for plasterboard ceilings. For other type of material please contact: support@om-light.com

The 5-year guarantee applies only when the luminaire and driver are supplied together.

Data according to regulations

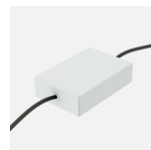
2019/2020/EU supplemented by 2021/341 | 2019/2015/EU supplemented by 2021/340/EU Energy Consumption Labelling Ordinance. This product contains a light source of efficiency class E
Model Identifier BXRE-27G10FB-C-83



Go IP65 Asymmetric

Driver On/Off [1 luminaire]

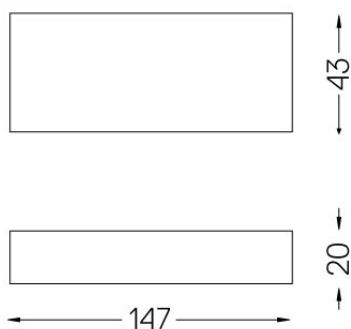
59101



Driver On/Off for Go ø75
[200mA]
230Vac | 50/60Hz | Class II

Weight
0,08Kg

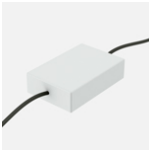
Finishes
.99





Go
IP65 Asymmetric

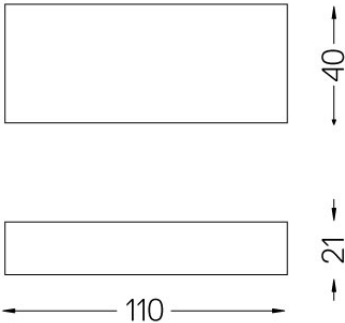
Driver On/Off [1 luminaire] **59100**


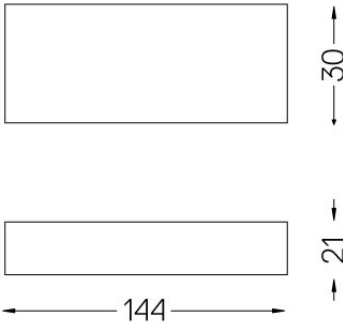


Driver On/Off for Go ø75 [100mA]
230Vac | 50/60Hz | Class II

Weight
0,09Kg

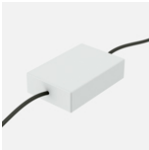
Finishes
.99





Go
IP65 Asymmetric


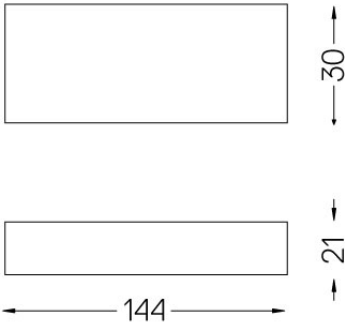
Driver DALI [1 luminaire] 59103



Driver DALI for Go ø75 [200mA]
230Vac | 50/60Hz | Class II

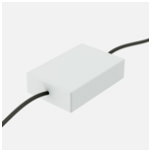
Weight
0,08Kg

Finishes
.99



Go
IP65 Asymmetric


Driver DALI [1 luminaire] **59102**



Driver DALI for Go ø75 [100mA]
230Vac | 50/60Hz | Class II

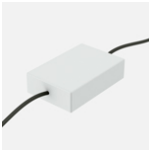
Weight
0,08Kg

Finishes
.99




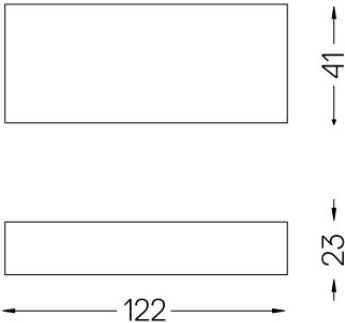
Go
IP65 Asymmetric

Driver PhaseCut [1 luminaire] 59105



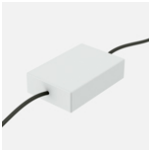
Driver PhaseCut for Go ø75
[180mA]
230Vac | 50/60Hz | Class II

Weight	Finishes
0,13Kg	.99



Go
IP65 Asymmetric

Driver PhaseCut [1 luminaire] 59104



Driver PhaseCut for Go ø75
[100mA]
230Vac | 50/60Hz | Class II

Weight	Finishes
0,07Kg	.99



Go IP65 Asymmetric

Driver 1-10V [1 luminaire]

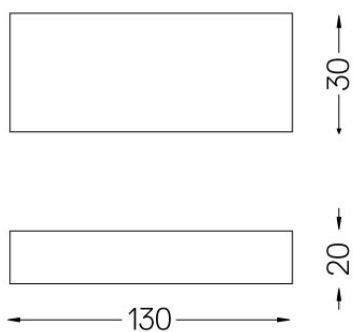
59107



Driver 1-10V for Go ø75 [200mA]
230Vac | 50/60Hz | Class II

Weight
0,07Kg

Finishes
.99





Go IP65 Asymmetric

Driver 1-10V [1 luminaire]

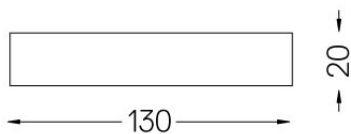
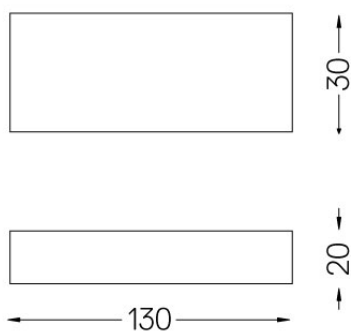
59106



Driver 1-10V for Go ø75 [120mA]
230Vac | 50/60Hz | Class II

Weight
0,07Kg

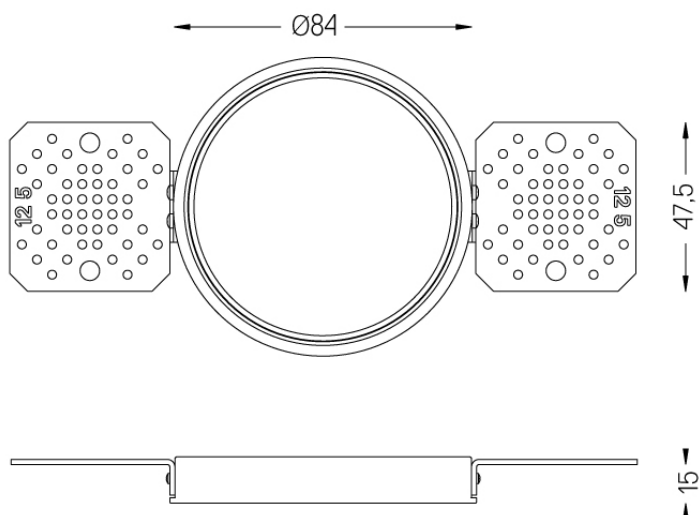
Finishes
.99



Go IP65 Asymmetric

Flush accessory (12.5mm
ceilings)

59069



Flush accessory Go
For 12.5mm ceilings.

Weight
0,11Kg

Finishes
.99