




Design: O/M
Ceiling-recessed luminaire made of aluminium die-cast.
Recessing system with spring clips.
Recessing accessory for flush version supplied separately.

LED CRI>90 / >50.000h, L80/B10
3-step MacAdam / Power supply not included
IP65 | 200mA / 100mA



 2700K	Light Source	Luminaire
Power	6,7W / 3,4W	6,7W / 3,4W
Flux	1035lm / 520lm	785lm / 395lm
Efficiency	154lm/W	117lm/W
LOR	-	76%
UGR	-	<16



Beam angle
Medium 34°



Weight
0.21Kg



Ø65



Finishes

- .04 Matt White
- .05 Matt Black

Mandatory

59101 Driver On/Off [200mA]

147x43x30mm

59100 Driver On/Off [100mA]

110x40x21mm

59103 Driver DALI [200mA]

144x30x21mm

59102 Driver DALI [100mA]

144x30x21mm

59105 Driver PhaseCut [180mA]

102x49x29mm

59104 Driver PhaseCut [100mA]

122x41x23mm

59107 Driver 1-10V [200mA]

130x30x20mm

59106 Driver 1-10V [120mA]

130x30x20mm

Optional

59069 Flush accessory (12.5mm ceilings)

176x17mm

59070 Flush accessory (15mm ceilings)

176x19,5mm

59071 Flush accessory (25mm ceilings)


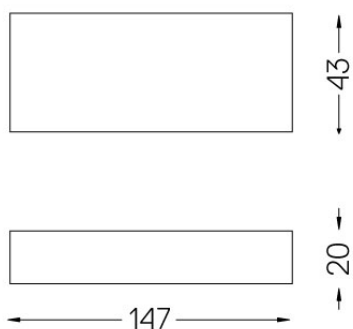
176x29,5mm

The cutout dimensions are for plasterboard ceilings. For other type of material please contact: support@om-light.com

The 5-year guarantee applies only when the luminaire and driver are supplied together.

Data according to regulations

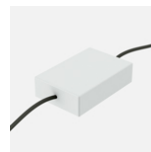
2019/2020/EU supplemented by 2021/341 | 2019/2015/EU supplemented by 2021/340/EU Energy Consumption Labelling Ordinance. This product contains a light source of efficiency class E
Model Identifier BXRE-27G10FB-C-83



Go IP65

Driver On/Off [1 luminaire]

59101



Driver On/Off for Go ø75
[200mA]
230Vac | 50/60Hz | Class II

Weight
0,08Kg

Finishes
.99



Go IP65

Driver On/Off [1 luminaire]

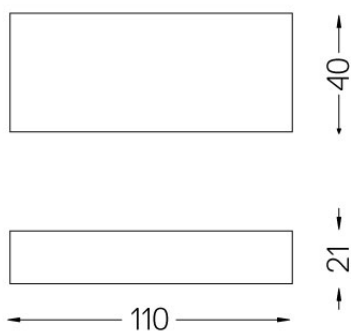
59100


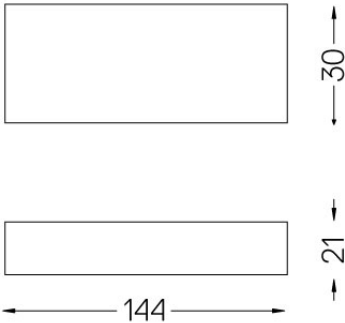


Driver On/Off for Go ø75 [100mA]
230Vac | 50/60Hz | Class II

Weight
0,09Kg

Finishes
.99

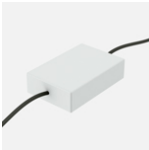




Go
IP65

Driver DALI [1 luminaire]


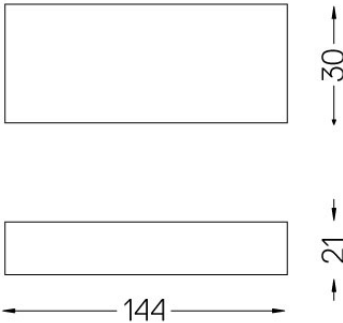
59103



Driver DALI for Go ø75 [200mA]
230Vac | 50/60Hz | Class II

Weight
0,08Kg

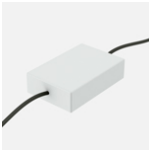
Finishes
.99



Go
IP65

Driver DALI [1 luminaire]


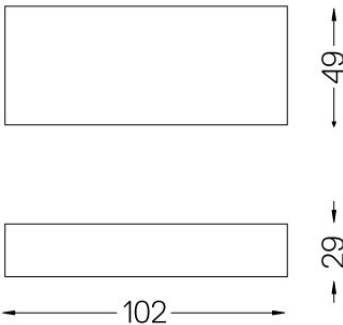
59102



Driver DALI for Go ø75 [100mA]
230Vac | 50/60Hz | Class II

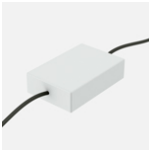
Weight
0,08Kg

Finishes
.99



Go
IP65

Driver PhaseCut [1 luminaire] 59105



Driver PhaseCut for Go ø75
[180mA]
230Vac | 50/60Hz | Class II

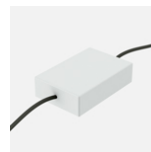
Weight	Finishes
0,13Kg	.99



Go IP65

Driver PhaseCut [1 luminaire]

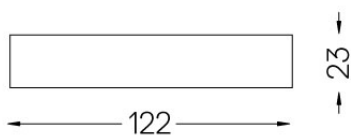
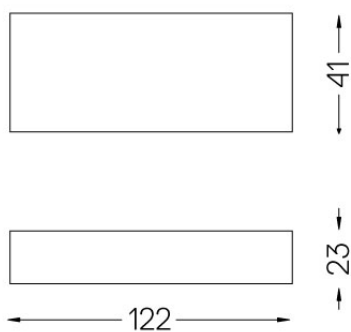
59104



Driver PhaseCut for Go ø75
[100mA]
230Vac | 50/60Hz | Class II

Weight
0,07Kg

Finishes
.99





Go IP65

Driver 1-10V [1 luminaire]

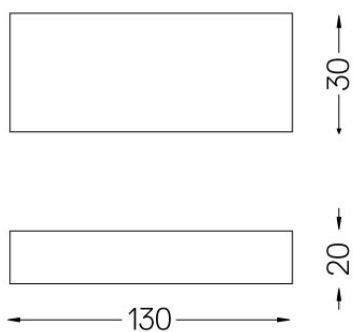
59107



Driver 1-10V for Go ø75 [200mA]
230Vac | 50/60Hz | Class II

Weight
0,07Kg

Finishes
.99





Go IP65

Driver 1-10V [1 luminaire]

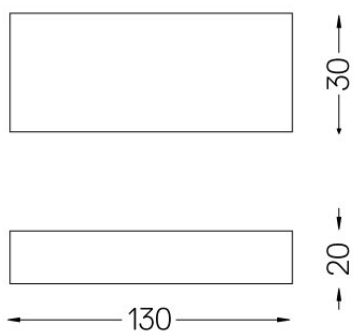
59106

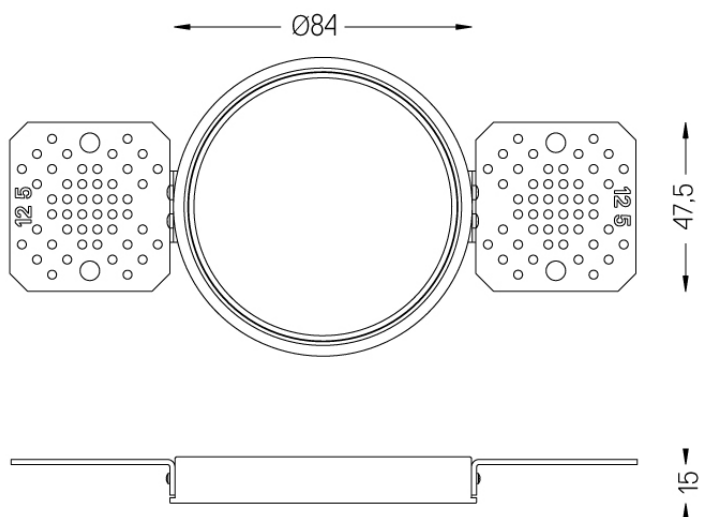


Driver 1-10V for Go ø75 [120mA]
230Vac | 50/60Hz | Class II

Weight
0,07Kg

Finishes
.99





**Flush accessory (12.5mm
ceilings)**

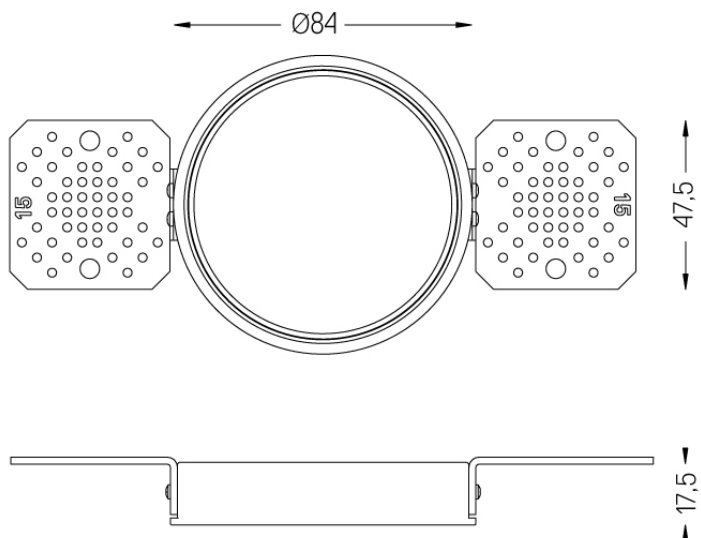
59069



Flush accessory Go
For 12.5mm ceilings.

Weight
0,11Kg

Finishes
.99



**Flush accessory (15mm
ceilings)**

59070



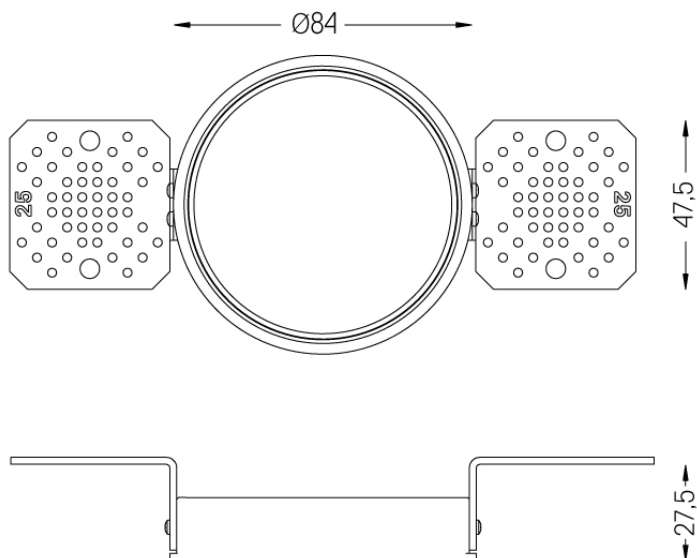
Flush accessory Go
For 15mm ceilings.

Weight
0,05Kg

Finishes
.99

Flush accessory (25mm
ceilings)

59071



Flush accessory Go
For 25mm ceilings.

Weight
0,05Kg

Finishes
.99