




Design: O/M
Ceiling-recessed luminaire made of aluminium die-cast.
Recessing system with spring clips.
Recessing accessory for flush version supplied separately.

LED CRI>90 / >50.000h, L80/B10
3-step MacAdam / Power supply not included
IP44 | 200mA / 100mA



 4000K	Light Source	Luminaire
Power	6,7W / 3,4W	6,7W / 3,4W
Flux	1065lm / 535lm	860lm / 430lm
Efficiency	159lm/W	128lm/W
LOR	-	81%
UGR	-	<16



Beam angle
Medium 34°

Application


Weight
0.21Kg



Ø65



Finishes

- .04 Matt White
- .05 Matt Black

Mandatory

59101 Driver On/Off [200mA]

147x43x30mm

59100 Driver On/Off [100mA]

110x40x21mm

59103 Driver DALI [200mA]

144x30x21mm

59102 Driver DALI [100mA]

144x30x21mm

59105 Driver PhaseCut [180mA]

102x49x29mm

59104 Driver PhaseCut [100mA]

122x41x23mm

59107 Driver 1-10V [200mA]

130x30x20mm

59106 Driver 1-10V [120mA]

130x30x20mm

Optional

59069 Flush accessory (12.5mm ceilings)

176x17mm

59070 Flush accessory (15mm ceilings)

176x19,5mm

59071 Flush accessory (25mm ceilings)


176x29,5mm

The cutout dimensions are for plasterboard ceilings. For other type of material please contact: support@om-light.com

The 5-year guarantee applies only when the luminaire and driver are supplied together.

Data according to regulations

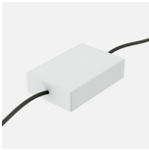
2019/2020/EU supplemented by 2021/341 | 2019/2015/EU supplemented by 2021/340/EU Energy Consumption Labelling Ordinance. This product contains a light source of efficiency class E
Model Identifier BXRE-40G10FB-C-83



Go

Driver On/Off [1 luminaire]

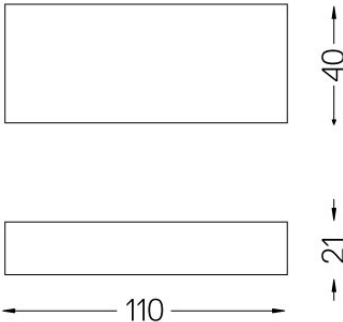
59101



Driver On/Off for Go ø75
[200mA]
230Vac | 50/60Hz | Class II

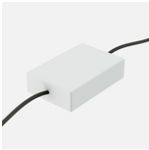
Weight
0,08Kg

Finishes
.99




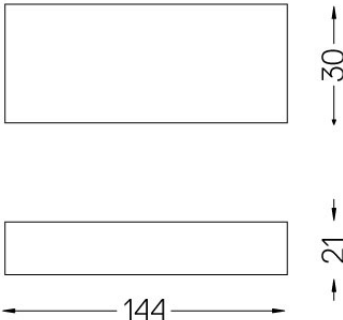
Go

Driver On/Off [1 luminaire] 59100




Driver On/Off for Go ø75 [100mA]
230Vac | 50/60Hz | Class II

Weight	Finishes
0,09Kg	.99




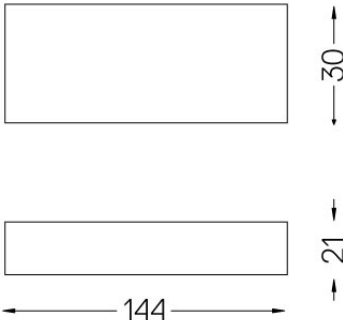
Go

Driver DALI [1 luminaire] 59103



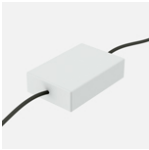
Driver DALI for Go ø75 [200mA]
230Vac | 50/60Hz | Class II

Weight	Finishes
0,08Kg	.99




Go

Driver DALI [1 luminaire] 59102



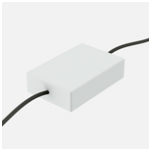
Driver DALI for Go ø75 [100mA]
230Vac | 50/60Hz | Class II

Weight	Finishes
0,08Kg	.99




Go

Driver PhaseCut [1 luminaire] 59105



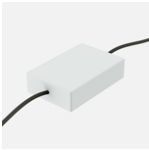
Driver PhaseCut for Go ø75
[180mA]
230Vac | 50/60Hz | Class II

Weight	Finishes
0,13Kg	.99



Go


Driver PhaseCut [1 luminaire] 59104



Driver PhaseCut for Go ø75
[100mA]
230Vac | 50/60Hz | Class II

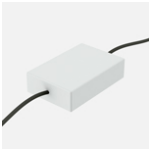
Weight
0,07Kg

Finishes
.99



Go


Driver 1-10V [1 luminaire] 59107



Driver 1-10V for Go ø75 [200mA]
230Vac | 50/60Hz | Class II

Weight
0,07Kg

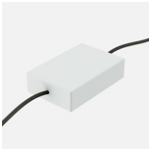
Finishes
.99



Go

Driver 1-10V [1 luminaire]

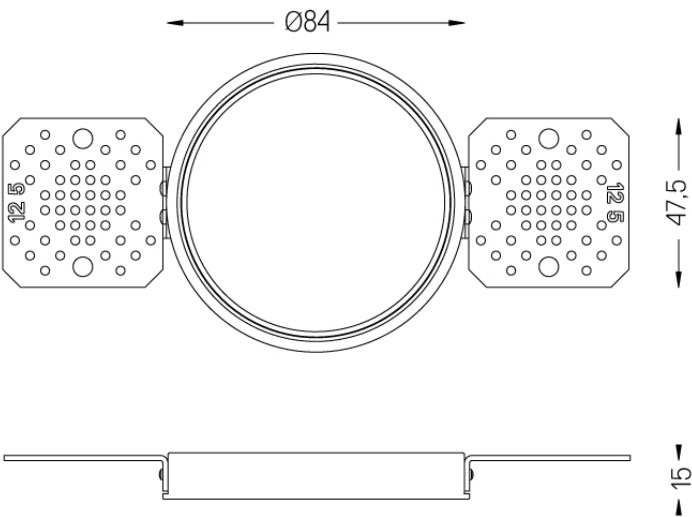
59106



Driver 1-10V for Go ø75 [120mA]
230Vac | 50/60Hz | Class II

Weight
0,07Kg

Finishes
.99



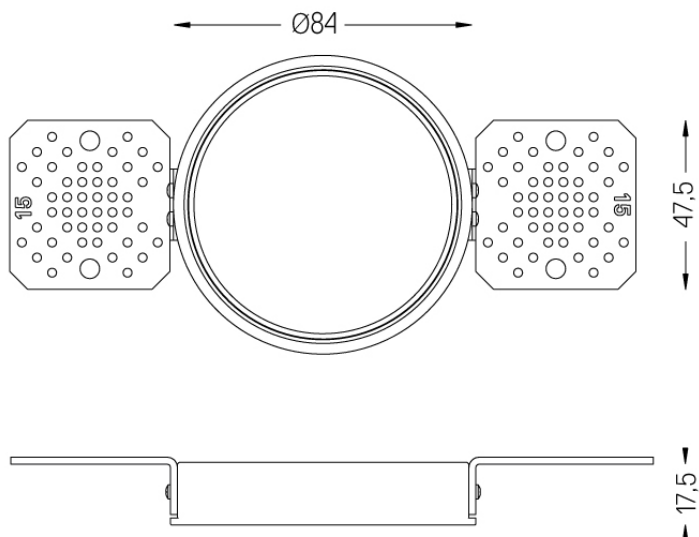
Go

Flush accessory (12.5mm ceilings) 59069



Flush accessory Go
For 12.5mm ceilings.

Weight	Finishes
0,11Kg	.99



Go

Flush accessory (15mm ceilings)

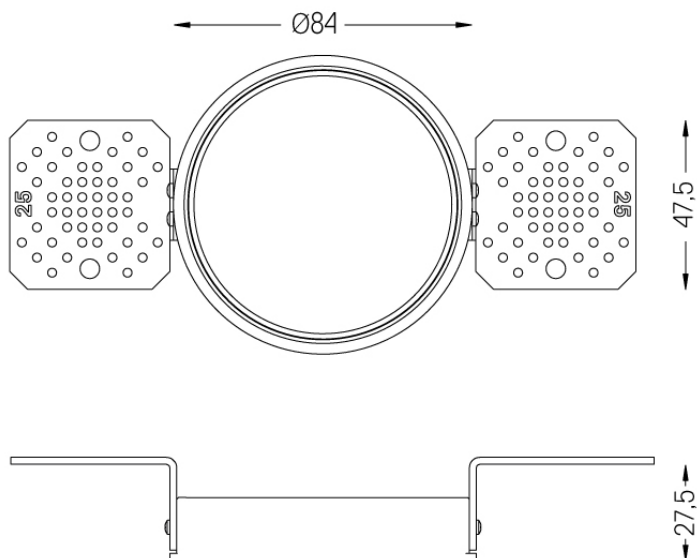
59070



Flush accessory Go
For 15mm ceilings.

Weight
0,05Kg

Finishes
.99



Flush accessory (25mm ceilings)

59071



Flush accessory Go
For 25mm ceilings.

Weight
0,05Kg

Finishes
.99