




Design: O/M  
Ceiling-recessed luminaire made of aluminium die-cast.  
Recessing system with spring clips.

LED CRI>90 / >50.000h, L80/B10  
3-step MacAdam / Power supply not included  
IP44 | 200mA / 100mA



 2700K	Light Source	Luminaire
Power	6,7W / 3,4W	6,7W / 3,4W
Flux	1035lm / 520lm	570lm / 285lm
Efficiency	154lm/W	85lm/W
LOR	-	55%
UGR	-	-



Beam angle  
Asymmetric

Application



Weight  
0.21Kg



Ø65



#### Finishes

- .04 Matt White
- .05 Matt Black

#### Mandatory

**59101** Driver On/Off [200mA]

147x43x30mm

**59100** Driver On/Off [100mA]

110x40x21mm

**59103** Driver DALI [200mA]

144x30x21mm

**59102** Driver DALI [100mA]

144x30x21mm

**59105** Driver PhaseCut [180mA]

102x49x29mm

**59104** Driver PhaseCut [100mA]

122x41x23mm

**59107** Driver 1-10V [200mA]

130x30x20mm

**59106** Driver 1-10V [120mA]

130x30x20mm

#### Optional

**59069** Flush accessory (12.5mm ceilings)

176x17mm

The cutout dimensions are for plasterboard ceilings. For other type of material please contact: [support@om-light.com](mailto:support@om-light.com)

The 5-year guarantee applies only when the luminaire and driver are supplied together.

#### Data according to regulations

2019/2020/EU supplemented by 2021/341 | 2019/2015/EU supplemented by 2021/340/EU Energy Consumption Labelling Ordinance. This product contains a light source of efficiency class E  
Model Identifier BXRE-27G10FB-C-83



## Go Asymmetric

Driver On/Off [1 luminaire]

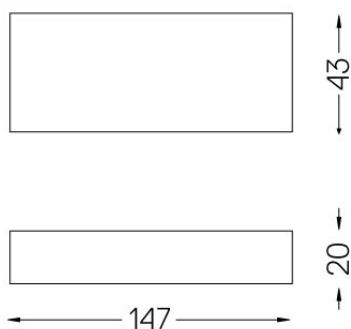
59101



Driver On/Off for Go ø75  
[200mA]  
230Vac | 50/60Hz | Class II

Weight  
0,08Kg

Finishes  
.99





## Go Asymmetric

Driver On/Off [1 luminaire]


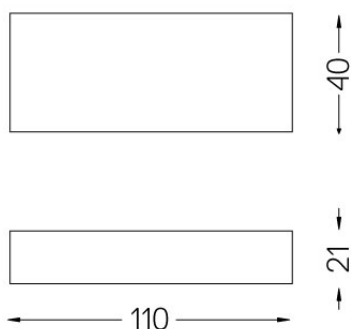
59100



Driver On/Off for Go ø75 [100mA]  
230Vac | 50/60Hz | Class II

Weight  
0,09Kg

Finishes  
.99





## Go Asymmetric

Driver DALI [1 luminaire]


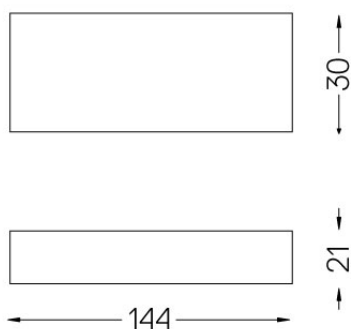
59103



Driver DALI for Go ø75 [200mA]  
230Vac | 50/60Hz | Class II

Weight  
**0,08Kg**

Finishes  
**.99**

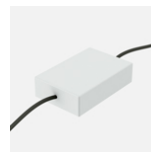




## Go Asymmetric

Driver DALI [1 luminaire]


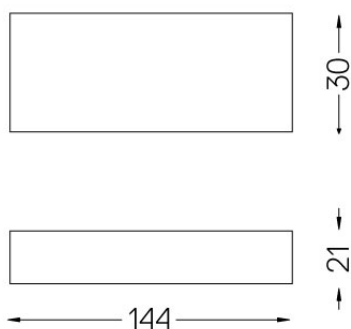
59102

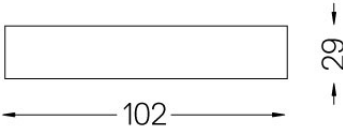


Driver DALI for Go ø75 [100mA]  
230Vac | 50/60Hz | Class II

Weight  
**0,08Kg**

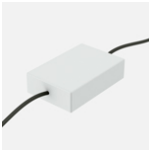
Finishes  
**.99**





Go  
Asymmetric

Driver PhaseCut [1 luminaire] 59105



Driver PhaseCut for Go ø75  
[180mA]  
230Vac | 50/60Hz | Class II

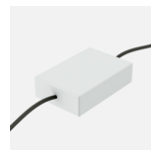
Weight	Finishes
0,13Kg	.99



## Go Asymmetric

Driver PhaseCut [1 luminaire]


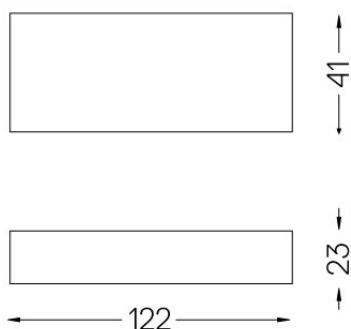
59104



Driver PhaseCut for Go ø75  
[100mA]  
230Vac | 50/60Hz | Class II

Weight  
0,07Kg

Finishes  
.99







## Go Asymmetric

Driver 1-10V [1 luminaire]

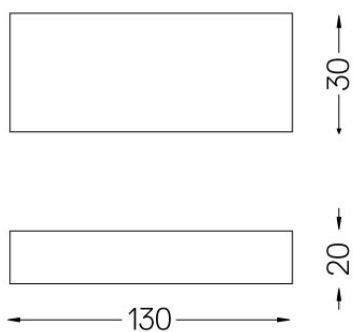
59107



Driver 1-10V for Go ø75 [200mA]  
230Vac | 50/60Hz | Class II

Weight  
0,07Kg

Finishes  
.99





## Go Asymmetric

Driver 1-10V [1 luminaire]

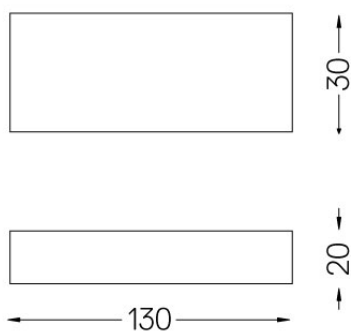
59106



Driver 1-10V for Go ø75 [120mA]  
230Vac | 50/60Hz | Class II

Weight  
0,07Kg

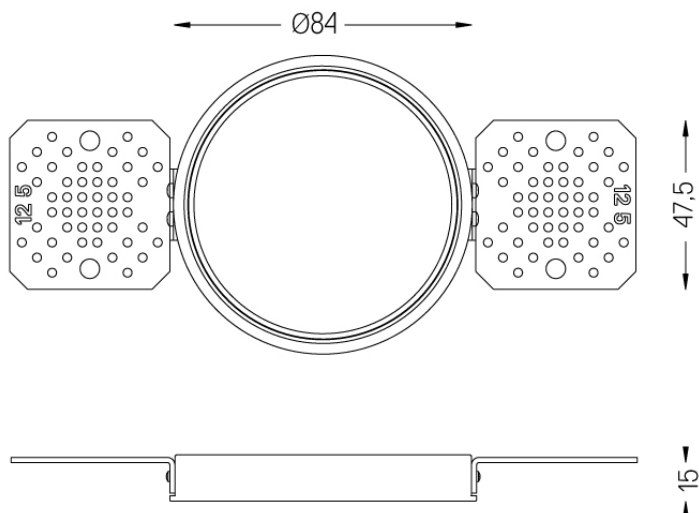
Finishes  
.99



## Go Asymmetric

Flush accessory (12.5mm  
ceilings)

59069



Flush accessory Go  
For 12.5mm ceilings.

Weight  
0,11Kg

Finishes  
.99