



Design: O/M
Ceiling-recessed luminaire made of aluminium die-cast.
Recessing system with spring clips.
Recessing accessory for flush version supplied separately.

LED CRI>90 / >50.000h, L80/B10
3-step MacAdam / Power supply not included
IP44 | 180mA / 100mA



LED	2700K	Light Source	Luminaire
Power		6,7W / 3,7W	6,7W / 3,7W
Flux		655lm / 365lm	530lm / 295lm
Efficiency		98lm/W	79lm/W
LOR		-	81%
UGR		-	<16



Beam angle
Spot 20°

Application



Weight
0.21Kg



Ø65



Finishes

- .04 Matt White
- .05 Matt Black

Mandatory

- 59093** Driver On/Off [180mA]
147x43x30mm
- 59092** Driver On/Off [100mA]
92x28x21mm
- 59095** Driver DALI [180mA]
144x30x21mm
- 59094** Driver DALI [100mA]
144x30x21mm
- 59097** Driver Phase-Cut [180mA]
102x49x29mm
- 59096** Driver Phase-Cut [100mA]
122x41x23mm
- 59099** Driver 1-10V [180mA]
130x30x20mm
- 59098** Driver 1-10V [120mA]
130x30x20mm

Optional


- 59069** Flush accessory (12.5mm ceilings)
176x17mm
- 59070** Flush accessory (15mm ceilings)
176x19,5mm
- 59071** Flush accessory (25mm ceilings)
176x29,5mm

The cutout dimensions are for plasterboard ceilings. For other type of material please contact: support@om-light.com

The 5-year guarantee applies only when the luminaire and driver are supplied together.

Data according to regulations

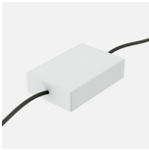
2019/2020/EU supplemented by 2021/341 | 2019/2015/EU supplemented by 2021/340/EU Energy Consumption Labelling Ordinance. This product contains a light source of efficiency class F
Model Identifier BXRH-27G1000-B-83



Go

Driver On/Off [1 luminaire]

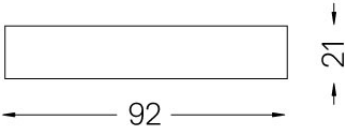
59093



Driver On/Off for Go ø75 [180mA]
230Vac | 50/60Hz | Class II


Weight
0,08Kg

Finishes
.99




Go

Driver On/Off [1 luminaire] 59092



Driver On/Off for Go ø75 [100mA]
230Vac | 50/60Hz | Class II

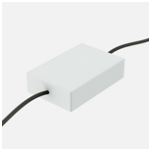
Weight	Finishes
0,1Kg	.99



Go

Driver DALI [1 luminaire]


59095



Driver DALI for Go ø75 [180mA]
230Vac | 50/60Hz | Class II


Weight
0,08Kg

Finishes
.99



Go


Driver DALI [1 luminaire] 59094



Driver DALI for Go ø75 [100mA]
230Vac | 50/60Hz | Class II

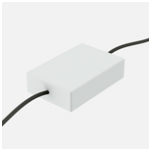
Weight
0,08Kg

Finishes
.99




Go

Driver PhaseCut [1 luminaire] 59097

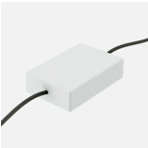


Driver PhaseCut for Go ø75
[180mA]
230Vac | 50/60Hz | Class II

Weight	Finishes
0,13Kg	.99




Driver PhaseCut [1 luminaire] 59096



Driver PhaseCut for Go ø75
[100mA]
230Vac | 50/60Hz | Class II

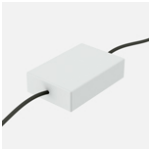
Weight	Finishes
0,07Kg	.99



Go

Driver 1-10V [1 luminaire]


59099



Driver 1-10V for Go ø75 [180mA]
230Vac | 50/60Hz | Class II

Weight
0,07Kg

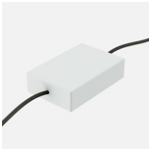
Finishes
.99



Go

Driver 1-10V [1 luminaire]

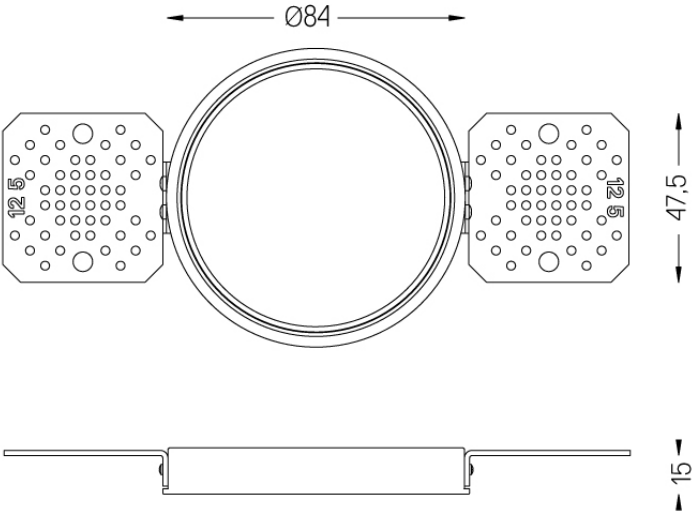
59098



Driver 1-10V for Go ø75 [120mA]
230Vac | 50/60Hz | Class II

Weight
0,07Kg

Finishes
.99



Go

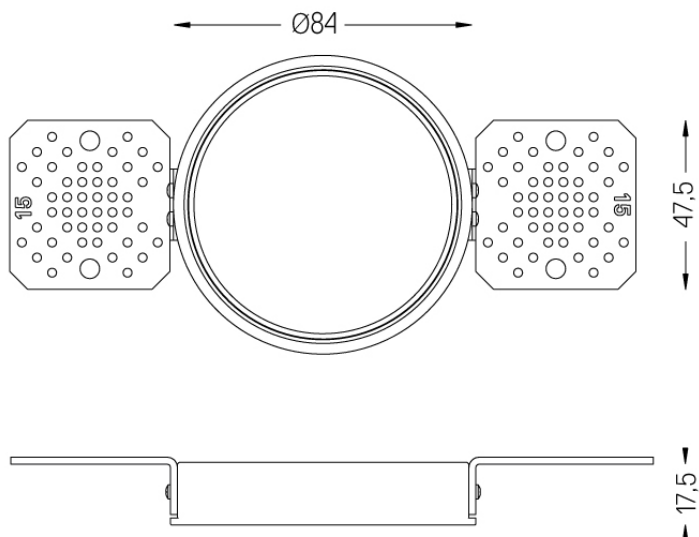
Flush accessory (12.5mm ceilings) 59069



Flush accessory Go
For 12.5mm ceilings.

Weight
0,11Kg

Finishes
.99



Go

Flush accessory (15mm ceilings)

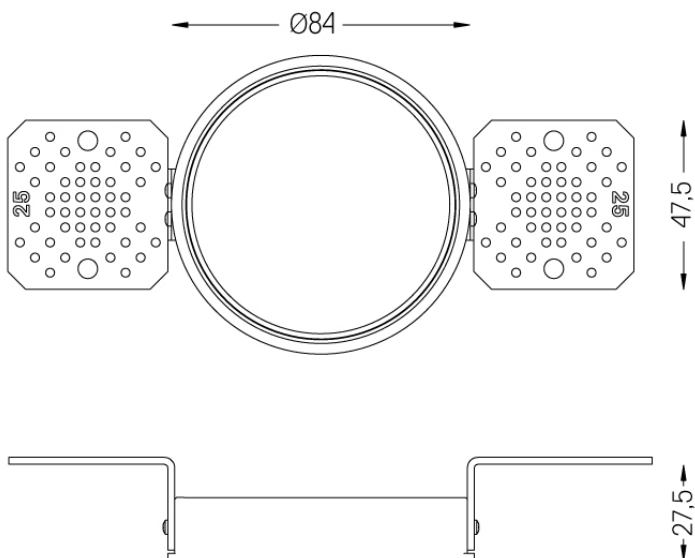
59070



Flush accessory Go
For 15mm ceilings.

Weight
0,05Kg

Finishes
.99



Flush accessory (25mm ceilings)

59071



Flush accessory Go
For 25mm ceilings.

Weight
0,05Kg

Finishes
.99