

21W / 2320lm / 4000K / On/Off / Diffuse /
ø400mm

64588



Design: O/M

Pendant luminaire made of aluminium body with electrostatic 100% polyester paint with textured-finish suitable for adverse climate conditions. Frosted acrylic diffuser with perfect light uniformity. Suspension system with millimetric height adjustment ordered separately. Power supply base made of clear polycarbonate, clear power cable (3x0,75mm²) and steel suspension cables (1,2mm) with millimetric height adjustment system supplied separately. Accessories supplied separately.

LED: CRI>80 / >50.000h, L80/B10 / 3-step MacAdam
Power supply included.
IP43 | 230Vac | 50/60Hz




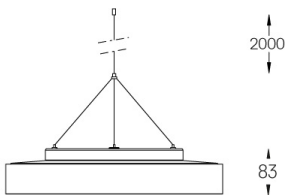
LED	4000K	Light Source	Luminaire
Power		21W	26W
Flux		3430lm	2320lm
Efficiency		163lm/W	89lm/W
LOR		-	68%
UGR		-	<25



Beam angle
Diffuse

Application

Weight
4,5Kg



Finishes

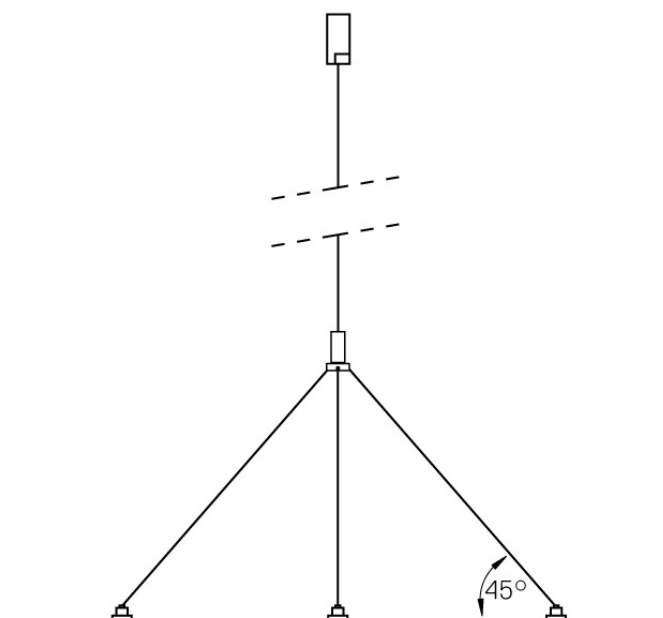
- .01 White / RAL 9010
- .02 Black / RAL 9005
- .03 Grey / RAL 9006

Mandatory

59080 Pendant fitting accessory
54034 Clear Base
ø60x35mm

Data according to regulations

2019/2020/EU supplemented by 2021/341 | 2019/2015/EU supplemented by 2021/340/EU Energy Consumption Labelling Ordinance. This product contains a light source of efficiency class C
Model Identifier 89603356



Sky pendant fitting accessory

Clear Base

54034



On/Off (3x0,75mm²). Includes:
One clear polycarbonate power supply base (IP20).
One clear power cable (2m).
One clear power supply base must be applied every 30m (ø60x35mm)