


39W / 3870lm / 4000K / On/Off / Flood 52°  
/ 900mm

64039

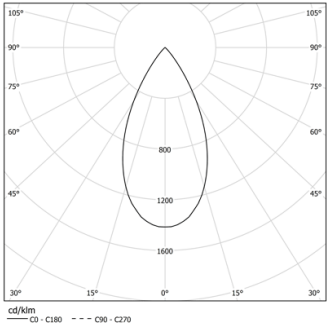
Design: O/M + Bartenbach GmbH  
inVision module with housing and perforated cover plate made of aluminium with textured-paint finish.

LED CRI>80 / >50.000h, L80/B10 / 2-step MacAdam  
Power supply included.  
IP20 | 230Vac | 50/60Hz



- Structure**
  - 1 Profile
  - 2 End caps
  - 3 Fitting accessories
  - 4 Profile coupling
- Modules**
  - A inVision Module

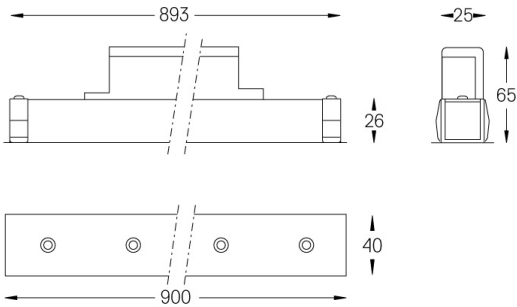
LED	4000K	Light Source	Luminaire
Power		39W	45,9W
Flux		5100lm	3870lm
Efficiency		131lm/W	84lm/W
LOR		-	76%
UGR		-	<16



Beam angle  
Flood 52°

Application

Weight  
0,6Kg



- Finishes
- .01 White / RAL 9010
  - .02 Black / RAL 9005

Choose the length and layout of the system exactly as you want it, to model the right lighting functions for different tasks. For further information please contact: [support@om-light.com](mailto:support@om-light.com)