


39W / 2940lm / 3000K / DALI / Flood 52° /  
900mm

64035



#### Structure

- 1 Profile
- 2 End caps
- 3 Fitting accessories
- 4 Profile coupling

#### Modules

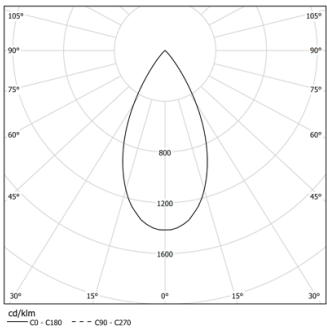
A inVision Module

Design: O/M + Bartenbach GmbH  
inVision module with housing and perforated cover plate made of aluminium with textured-paint finish.

LED CRI>90 / >50.000h, L80/B10 / 2-step MacAdam  
Power supply included.  
IP20 | 230Vac | 50/60Hz



| LED        | 3000K | Light Source | Luminaire |
|------------|-------|--------------|-----------|
| Power      |       | 39W          | 45,9W     |
| Flux       |       | 3870lm       | 2940lm    |
| Efficiency |       | 99lm/W       | 64lm/W    |
| LOR        |       | -            | 76%       |
| UGR        |       | -            | <16       |

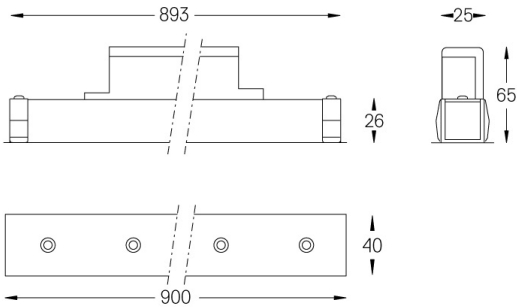


Beam angle  
Flood 52°

#### Application



Weight  
0,6Kg



#### Finishes

- .01 White / RAL 9010
- .02 Black / RAL 9005

For the specific supply of "DALI 2" drivers, please contact:  
support@om-light.com

Choose the length and layout of the system exactly as you want it, to model the right lighting functions for different tasks. For further information please contact: support@om-light.com