


21W / 1470lm / 3000K / On/Off / Flood 52° /  
900mm

64030

Design: O/M + Bartenbach GmbH  
inVision module with housing and perforated cover  
plate made of aluminium with textured-paint finish.

LED CRI>90 / >50.000h, L80/B10 / 2-step MacAdam  
Power supply included.  
IP20 | 230Vac | 50/60Hz

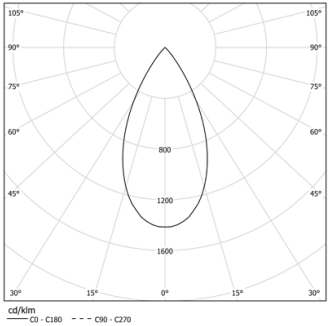


- Structure**

  - 1 Profile
  - 2 End caps
  - 3 Fitting accessories
  - 4 Profile coupling
- Modules**

  - A inVision Module

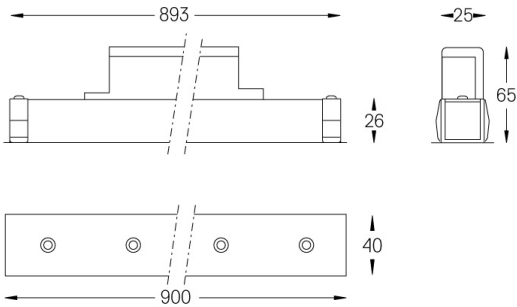
LED	3000K	Light Source	Luminaire
Power		21W	25,6W
Flux		1935lm	1470lm
Efficiency		92lm/W	57lm/W
LOR		-	76%
UGR		-	<10



Beam angle  
Flood 52°

Application

Weight  
0,6Kg



- Finishes**
- .01 White / RAL 9010
  - .02 Black / RAL 9005

Choose the length and layout of the system exactly as you want it, to  
model the right lighting functions for different tasks. For further  
information please contact: [support@om-light.com](mailto:support@om-light.com)