


21W / 1380lm / 2700K / DALI / Flood 52° /
900mm

64002



Structure

- 1 Profile
- 2 End caps
- 3 Fitting accessories
- 4 Profile coupling

Modules

- A inVision Module

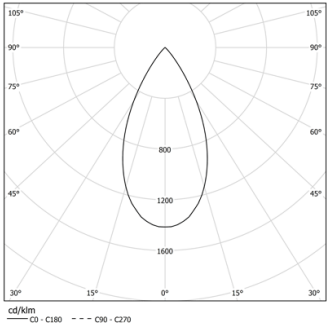
Design: O/M + Bartenbach GmbH

inVision module with housing and perforated cover plate made of aluminium with textured-paint finish.

LED CRI>90 / >50.000h, L80/B10 / 2-step MacAdam
Power supply included.
IP20 | 230Vac | 50/60Hz

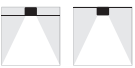


LED	2700K	Light Source	Luminaire
Power		21W	25,6W
Flux		1800lm	1380lm
Efficiency		86lm/W	54lm/W
LOR		-	77%
UGR		-	<10

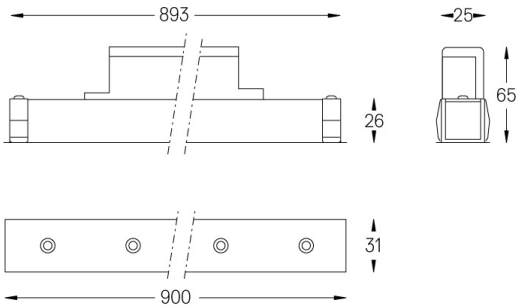


Beam angle
Flood 52°

Application



Weight
0,6Kg



Finishes

- .01 White / RAL 9010
- .02 Black / RAL 9005

For the specific supply of "DALI 2" drivers, please contact:
support@om-light.com

Choose the length and layout of the system exactly as you want it, to model the right lighting functions for different tasks. For further information please contact: support@om-light.com