


39W / 2730lm / 2700K / On/Off / Flood 52° /
900mm

63999

Design: O/M + Bartenbach GmbH
inVision module with housing and perforated cover
plate made of aluminium with textured-paint finish.

LED CRI>90 / >50.000h, L80/B10 / 2-step MacAdam
Power supply included.
IP20 | 230Vac | 50/60Hz

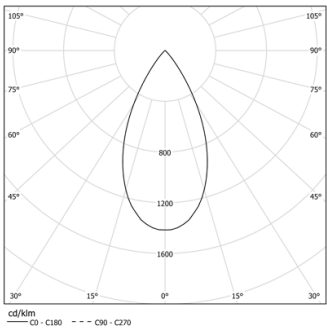


- Structure

 - 1 Profile
 - 2 End caps
 - 3 Fitting accessories
 - 4 Profile coupling
- Modules

 - A inVision Module

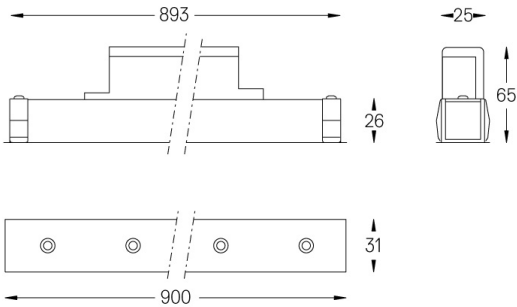
LED	2700K	Light Source	Luminaire
Power		39W	45,9W
Flux		3600lm	2730lm
Efficiency		92lm/W	60lm/W
LOR		-	76%
UGR		-	<16



Beam angle
Flood 52°

Application

Weight
0,6Kg



- Finishes
- .01 White / RAL 9010
 - .02 Black / RAL 9005

Choose the length and layout of the system exactly as you want it, to
model the right lighting functions for different tasks. For further
information please contact: support@om-light.com