


21W / 1380lm / 2700K / On/Off / Flood 52° /  
900mm

63998

Design: O/M + Bartenbach GmbH  
inVision module with housing and perforated cover  
plate made of aluminium with textured-paint finish.

LED CRI>90 / >50.000h, L80/B10 / 2-step MacAdam  
Power supply included.  
IP20 | 230Vac | 50/60Hz



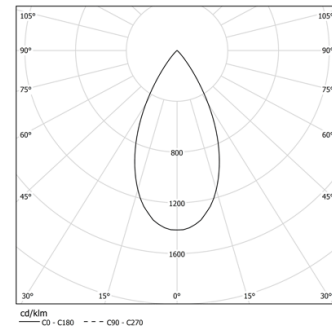
#### Structure

- 1 Profile
- 2 End caps
- 3 Fitting accessories
- 4 Profile coupling

#### Modules

- A inVision Module

LED	2700K	Light Source	Luminaire
Power		21W	25,6W
Flux		1800lm	1380lm
Efficiency		86lm/W	54lm/W
LOR		-	77%
UGR		-	<10

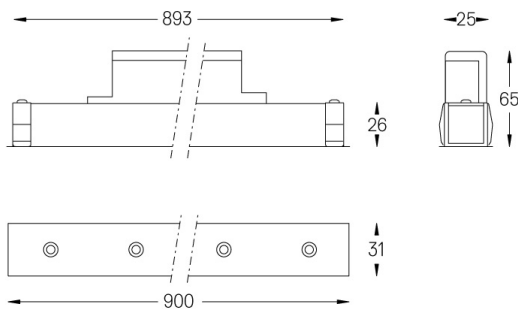


Beam angle  
Flood 52°

#### Application



Weight  
0,6Kg



#### Finishes

- .01 White / RAL 9010
- .02 Black / RAL 9005

Choose the length and layout of the system exactly as you want it, to  
model the right lighting functions for different tasks. For further  
information please contact: [support@om-light.com](mailto:support@om-light.com)