


21W / 1320lm / 2700K / On/Off / Medium 31°  
/ 900mm

63996

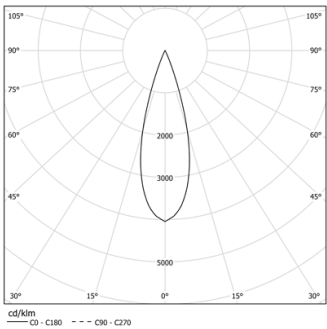
Design: O/M + Bartenbach GmbH  
inVision module with housing and perforated cover plate made of aluminium with textured-paint finish.

LED CRI>90 / >50.000h, L80/B10 / 2-step MacAdam  
Power supply included.  
IP20 | 230Vac | 50/60Hz



- Structure**
  - 1 Profile
  - 2 End caps
  - 3 Fitting accessories
  - 4 Profile coupling
- Modules**
  - A inVision Module

LED	2700K	Light Source	Luminaire
Power		21W	25,6W
Flux		1800lm	1320lm
Efficiency		86lm/W	52lm/W
LOR		-	73%
UGR		-	<10

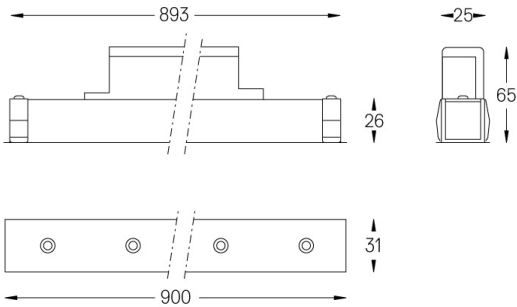


Beam angle  
Medium 31°

Application



Weight  
0,6Kg



#### Finishes

- .01 White / RAL 9010
- .02 Black / RAL 9005

Choose the length and layout of the system exactly as you want it, to model the right lighting functions for different tasks. For further information please contact: [support@om-light.com](mailto:support@om-light.com)