

46W* / 2840lm* / 2200K-5000K / DALI /
Flood 52° / 1211mm

63995



Design: O/M + Bartenbach GmbH

Surface or pendant luminaire with housing made of aluminium with electrostatic 100% polyester paint with textured finish.

Aluminium anodised end caps with electrostatic 100% polyester paint with textured-finish.

Housing and perforated cover plate made of aluminium with textured-paint finish. With the latest Bartenbach GmbH technology, inVision45 is a discreet solution, that can use great light distribution and visual comfort from a nearly invisible source. Fitting accessories for pendant version ordered separately.

LED CRI>80 / >50.000h, L80/B10 / 3-step MacAdam

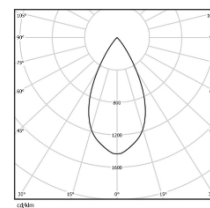
Power supply included.

DALI DT8.

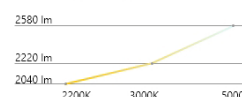
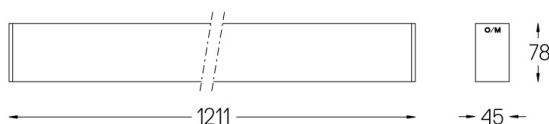
IP20 | 230Vac | 50/60Hz



LED	2200K-5000K	Light Source	Luminaire
Power		46W*	54,1W*
Flux		3760lm*	2840lm*
Efficiency		82lm/W	52lm/W
LOR		-	76%
UGR		-	<16

Beam angle
Flood 52°

Application

Weight
1,9Kg

Finishes

○ .01 White / RAL 9010

● .02 Black / RAL 9005

Mandatory

54036 Pendant direct fitting accessory

56051 Clear Base DALI

ø60x35mm