

23W* / 1360lm* / 2200K-5000K / DALI /
Medium 31° / 611mm

63992



Design: O/M + Bartenbach GmbH

Surface or pendant luminaire with housing made of aluminium with electrostatic 100% polyester paint with textured finish.

Aluminium anodised end caps with electrostatic 100% polyester paint with textured-finish.

Housing and perforated cover plate made of aluminium with textured-paint finish. With the latest Bartenbach GmbH technology, inVision45 is a discreet solution, that can use great light distribution and visual comfort from a nearly invisible source. Fitting accessories for pendant version ordered separately.

LED CRI>80 / >50.000h, L80/B10 / 3-step MacAdam

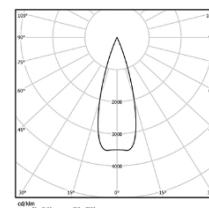
Power supply included.

DALI DT8.

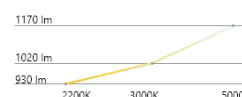
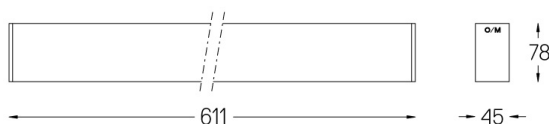
IP20 | 230Vac | 50/60Hz



LED	2200K-5000K	Light Source	Luminaire
Power		23W*	28W*
Flux		1880lm*	1360lm*
Efficiency		82lm/W	48lm/W
LOR		-	72%
UGR		-	<10

Beam angle
Medium 31°

Application

Weight
1,3Kg

Finishes

- .01 White / RAL 9010
- .02 Black / RAL 9005

Mandatory

54036 Pendant direct fitting accessory

56051 Clear Base DALI

ø60x35mm