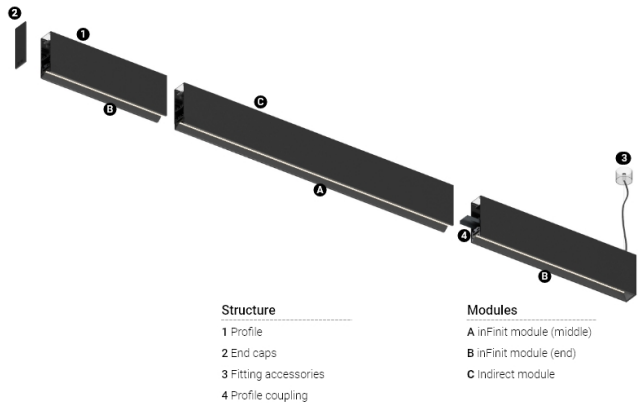


Product timing available by request

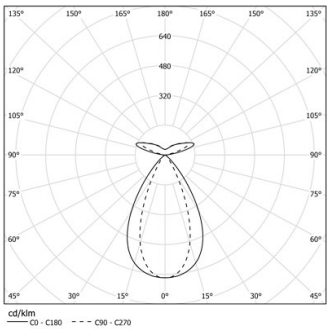


Design: OM + Bartenbach GmbH
Pendant direct and indirect module with housing made of aluminium with electrostatic 100% polyester paint.
Direct light: Linear extruded lenses (Lightstream) combined with a secondary reflector, integrated into an extruded aluminium profile.
Indirect light: Linear lenses for batwing effect protected by a transparent polycarbonate diffuser.

LED CRI>90 / >50.000h, L80/B10 / 2-step MacAdam
Power supply included.
IP20 | 230Vac | 50/60Hz



LED	3000K	Light Source	Luminaire
Power		17+35W	20,7+41,2W
Flux		2100+2000lm	1700+1600lm
Efficiency		79lm/W	53lm/W
LOR		-	80%
UGR		-	<16

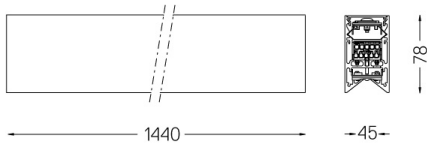


Beam angle
Flood 64° /
batwing



Application

Weight



Finishes
○ .04 Matt White
● .05 Matt Black

For the specific supply of "DALI 2" drivers, please contact:
support@om-light.com
Choose the length and layout of the system exactly as you want it, to model the right lighting functions for different tasks. For further information please contact: support@om-light.com