


inFinit

Pendant direct/indirect

56+70W* / 6000+4400lm* / 2200K-5000K /
DALI / Flood 64° / batwing / 2920mm

63770

Minimum quantity requested for purchase orders
(>200m)



Design: OM + Bartenbach GmbH

Pendant direct and indirect luminaire with housing made of aluminium in matte finish.

Aluminium anodised end caps with matt finish.

Linear extruded lenses (Lightstream) combined with a secondary reflector, integrated into an extruded aluminium profile.

Indirect light: Linear lenses for batwing effect protected by a transparent polycarbonate diffuser. Fitting accessories ordered separately.

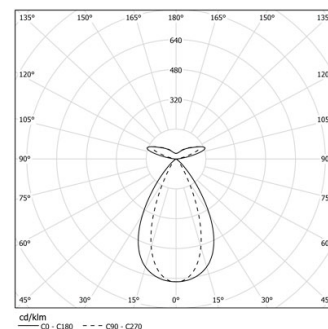
LED CRI>80 / >50.000h, L80/B10 / 2-step MacAdam

Power supply included.

IP20 | 230Vac | 50/60Hz



LED	2200K-5000K	Light Source	Luminaire
Power		56+70W*	66+80W*
Flux		7500+5500lm*	6000+4400lm*
Efficiency		103lm/W	70lm/W
LOR		-	80%
UGR		-	<13

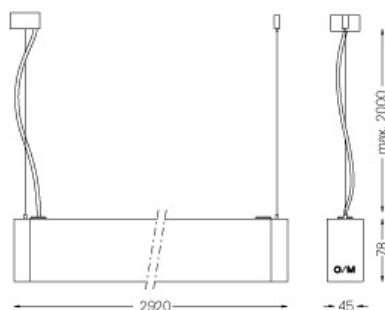


Beam angle
Flood 64° /
batwing

Application



Weight
4,7Kg



Finishes

- .04 Matt White
- .05 Matt Black

Mandatory

59054 Pendant direct/indirect fitting accessory

56051 Clear Base DALI

ø60x35mm