


44,8+56W\* / 4800+3520lm\* / 2200K-5000K  
/ DALI / Wide flood 76° / batwing / 2344mm

63769

Minimum quantity requested for purchase orders  
(>200m)

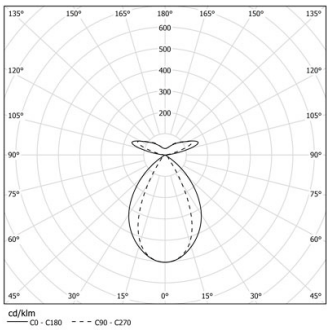


Design: OM + Bartenbach GmbH  
Pendant direct and indirect luminaire with housing made of aluminium in matte finish.  
Aluminium anodised end caps with matt finish.  
Linear extruded lenses (Lightstream) combined with a secondary reflector, integrated into an extruded aluminium profile.  
Indirect light: Linear lenses for batwing effect protected by a transparent polycarbonate diffuser.  
Fitting accessories ordered separately.

LED CRI>80 / >50.000h, L80/B10 / 2-step MacAdam  
Power supply included.  
IP20 | 230Vac | 50/60Hz



LED	2200K-5000K	Light Source	Luminaire
Power		44,8+56W*	52,8+64W*
Flux		6000+4400lm*	4800+3520lm*
Efficiency		103lm/W	70lm/W
LOR		-	80%
UGR		-	<19

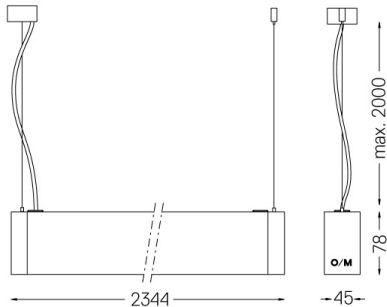


Beam angle  
Wide flood 76° /  
batwing



Application

Weight  
3,8Kg



Finishes  
○ .04 Matt White  
● .05 Matt Black

Mandatory  
59054 Pendant direct/indirect fitting accessory  
56051 Clear Base DALI  
ø60x35mm