


## inFinit

### Pendant direct/indirect

28+35W\* / 3000+2200lm\* / 2200K-5000K /  
DALI / Wide flood 76° / batwing / 1480mm

**63767**

Minimum quantity requested for purchase orders  
(>200m)



Design: OM + Bartenbach GmbH

Pendant direct and indirect luminaire with housing made of aluminium in matte finish.

Aluminium anodised end caps with matt finish.

Linear extruded lenses (Lightstream) combined with a secondary reflector, integrated into an extruded aluminium profile.

Indirect light: Linear lenses for batwing effect protected by a transparent polycarbonate diffuser. Fitting accessories ordered separately.

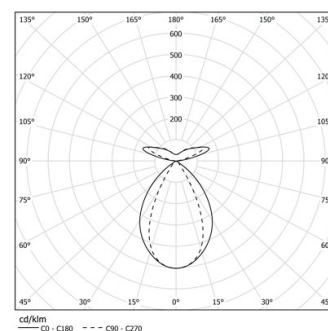
LED CRI>80 / >50.000h, L80/B10 / 2-step MacAdam

Power supply included.

IP20 | 230Vac | 50/60Hz



LED	2200K-5000K	Light Source	Luminaire
Power		28+35W*	33+40W*
Flux		3750+2750lm*	3000+2200lm*
Efficiency		103lm/W	69lm/W
LOR		-	80%
UGR		-	<19

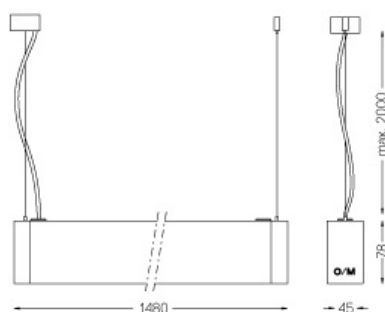


Beam angle  
Wide flood 76° /  
batwing

Application



Weight  
2,4Kg



Finishes

- .04 Matt White
- .05 Matt Black

Mandatory

59054 Pendant direct/indirect fitting accessory

56051 Clear Base DALI

ø60x35mm