


Minimum quantity requested for purchase orders  
(>200m)

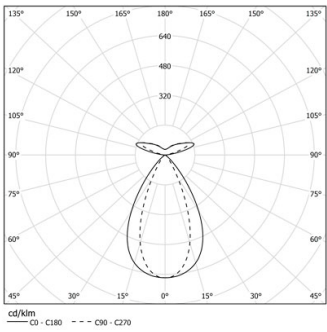


Design: OM + Bartenbach GmbH  
Pendant direct and indirect luminaire with housing made of aluminium in matte finish.  
Aluminium anodised end caps with matt finish.  
Linear extruded lenses (Lightstream) combined with a secondary reflector, integrated into an extruded aluminium profile.  
Indirect light: Linear lenses for batwing effect protected by a transparent polycarbonate diffuser.  
Fitting accessories ordered separately.

LED CRI>80 / >50.000h, L80/B10 / 2-step MacAdam  
Power supply included.  
IP20 | 230Vac | 50/60Hz



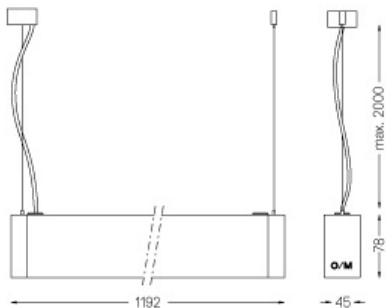
LED	2200K-5000K	Light Source	Luminaire
Power		22,4+28W*	26,4+32W*
Flux		3000+2200lm*	2400+1760lm*
Efficiency		102lm/W	68lm/W
LOR		-	80%
UGR		-	<13



Beam angle  
Flood 64° /  
batwing

Application

Weight  
1,9Kg



Finishes

- .04 Matt White
- .05 Matt Black

Mandatory

59054 Pendant direct/indirect fitting accessory

56051 Clear Base DALI

ø60x35mm