

5,6W* / 380lm* / 2200K-5000K / DALI /
Flood 56° / ø85mm

63645

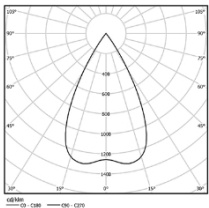


Design: O/M + Bartenbach GmbH
Surface/Pendant luminaire with aluminium die-cast body and heat sink with electrostatic 100% polyester paint finish.
Spot-lens with individual complex surface ribs to provide a focal light and an extremely narrow beam.
Fitting accessories ordered separately

LED CRI>80 / >50.000h, L80/B10 / 3-step MacAdam
Power supply included. DALI DT8
IP20 | 230Vac | 50/60Hz

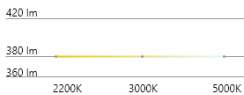


LED	2200K-5000K	Light Source	Luminaire
Power		5,6W*	7W*
Flux		460lm*	380lm*
Efficiency		82lm/W	58lm/W
LOR		-	83%
UGR		-	<10

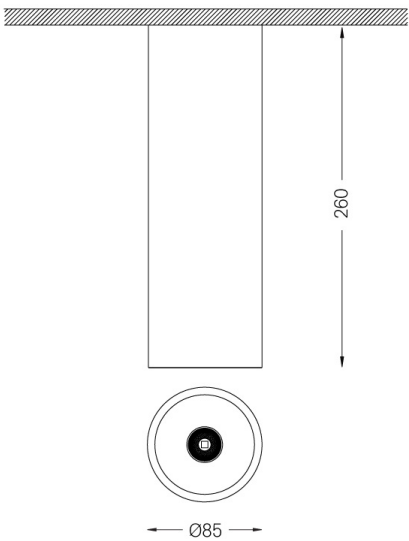


Beam angle
Flood 56°

Application



Weight
0,53Kg



Finishes

- .01 White / RAL 9010
- .02 Black / RAL 9005

Mandatory

59051 Accessory for pendant installation
ø80x35mm

For the specific supply of "DALI 2" drivers, please contact:
support@om-light.com