

## Beam Adjustable

4,5W / 390lm / 3000K / On/Off / Flood 37° /  
ø75mm

63193



Design: O/M

Ceiling-recessed luminaire made of aluminium die-cast.

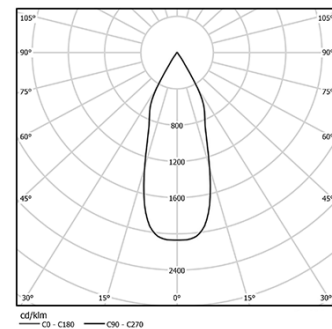
Adjustable version (orientable by 30° on the horizontal axis and 355° on the vertical axis).

Recessing accessory for flush version supplied separately.

LED CRI>90 / >50.000h, L80/B10  
2-step MacAdam / Power supply included.  
IP20 | 230Vac | 50/60Hz



LED	3000K	Light Source	Luminaire
Power		4,5W	5,8W
Flux		520lm	390lm
Efficiency		116lm/W	68lm/W
LOR		-	75%
UGR		-	<19



Beam angle  
Flood 37°

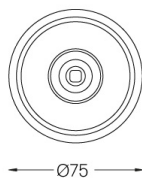
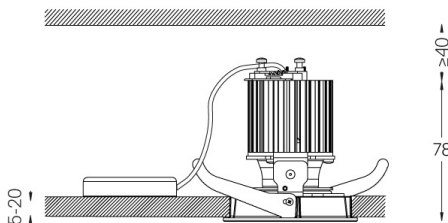
Application



Weight  
0,38Kg



Ø70 (trim version)



Finishes

- .04 Matt White
- .05 Matt Black

Optional

- 59063** Flush accessory (12.5mm ceilings)  
176x17mm
- 59064** Flush accessory (15mm ceilings)  
176x19,5mm
- 59065** Flush accessory (25mm ceilings)  
176x29,5mm

The cutout dimensions are for plasterboard ceilings. For other type of material please contact: support@om-light.com

Data according to regulations

2019/2020/EU supplemented by 2021/341 | 2019/2015/EU  
supplemented by 2021/340/EU Energy Consumption Labelling  
Ordinance. This product contains a light source of efficiency class F  
Model Identifier 2053560257L