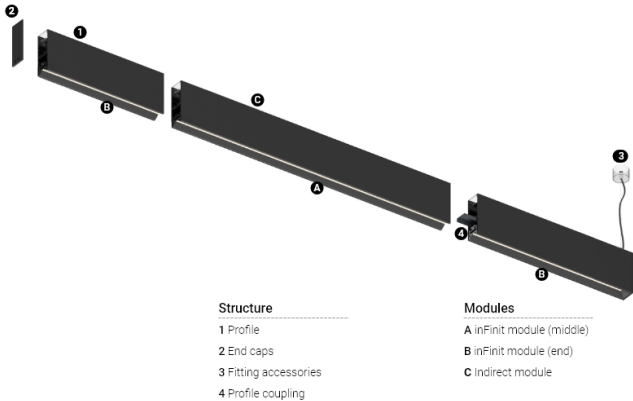


Product timing available by request

Design: OM + Bartenbach
GmbH
Module with linear extruded lenses (Lightstream)
combined with a secondary reflector, integrated into
an extruded aluminium profile.

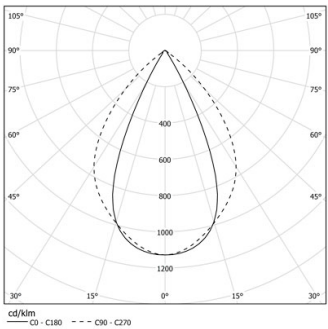
LED CRI>90 / >50.000h, L80/B10 / 2-step MacAdam
Power supply included.
IP20 | 230Vac | 50/60Hz



Structure
1 Profile
2 End caps
3 Fitting accessories
4 Profile coupling

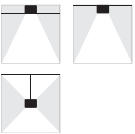
Modules
A inFinit module (middle)
B inFinit module (end)
C Indirect module

LED	4000K	Light Source	Luminaire
Power		27W	31,7W
Flux		3600lm	2880lm
Efficiency		138lm/W	91lm/W
LOR		-	80%
UGR		-	<13

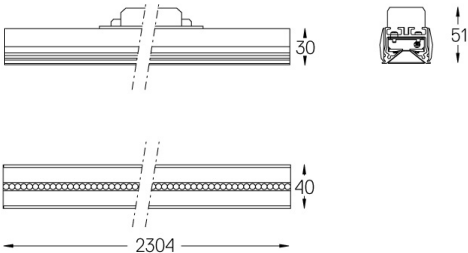


Beam angle
Wide flood 76°

Application



Weight



Finishes

- .01 White / RAL 9010
- .02 Black / RAL 9005

For the specific supply of "DALI 2" drivers, please contact:
support@om-light.com
Choose the length and layout of the system exactly as you want it, to
model the right lighting functions for different tasks. For further
information please contact: support@om-light.com