

## O975 Surface/Pendant

63W / 5550lm / 4000K / On/Off / Diffuse /  
1440mm

62716

Design: Eduardo Souto de Moura

Surface or pendant luminaire with housing made of anodised aluminium profile with matt or textured-paint finish and frosted polycarbonate diffuser with user friendly clipping system.

5mm frosted polycarbonate end caps.

Fitting accessories ordered separately.



LED CRI>80 / >50.000h, L80/B10 / 3-step MacAdam

Power supply included.

IP44 | IK07 | 230Vac | 50/60Hz



| LED        | 4000K | Light Source | Luminaire |
|------------|-------|--------------|-----------|
| Power      |       | 63W          | 74,1W     |
| Flux       |       | 7900lm       | 5550lm    |
| Efficiency |       | 125lm/W      | 75lm/W    |
| LOR        |       | -            | 70%       |
| UGR        |       | -            | <22       |



Beam angle  
Diffuse

Application



Weight  
2,3Kg



Finishes

- .01 White / RAL 9010
- .02 Black / RAL 9005
- .10 Anodised aluminium

Mandatory

44070 Pendant fitting accessory

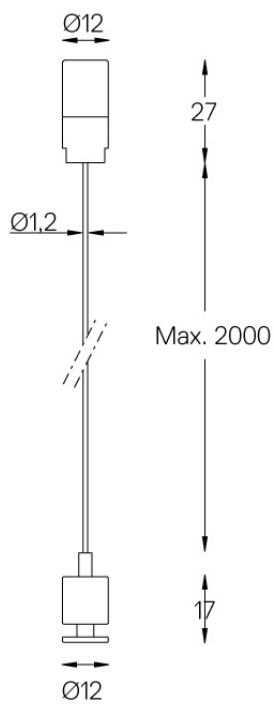
Ø60x35mm

44060 Clear base

Ø60x35mm

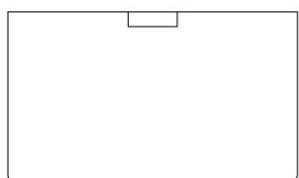
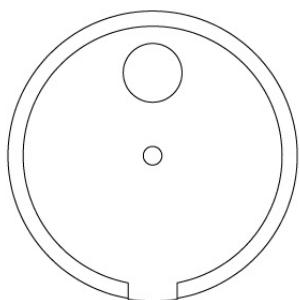
Pendant direct fitting  
accessory

44070



One 2m steel cable (Ø1,2mm) for  
pendant application with  
millimetric height adjustment  
system.

One on each end of the profile  
segment and every 3m.



Ø60

35

Clear Base

44060



On/Off (3x0,75mm<sup>2</sup>). Includes:  
One clear polycarbonate power supply base (IP20).  
One clear power cable (2m).  
One clear power supply base must be applied every 30m (ø60x35mm)