

O975

Surface/Pendant

26W / 2200lm / 4000K / On/Off / Diffuse /
595mm

62714

Design: Eduardo Souto de Moura

Surface or pendant luminaire with housing made of anodised aluminium profile with matt or textured-paint finish and frosted polycarbonate diffuser with user friendly clipping system.

5mm frosted polycarbonate end caps.

Fitting accessories ordered separately.

LED CRI>80 / >50.000h, L80/B10 / 3-step MacAdam

Power supply included.

IP44 | IK07 | 230Vac | 50/60Hz



LED	4000K	Light Source	Luminaire
Power		26W	31,7W
Flux		3150lm	2200lm
Efficiency		121lm/W	69lm/W
LOR		-	70%
UGR		-	<22



Beam angle
Diffuse

Application



Weight
0,95Kg



Finishes

- .01 White / RAL 9010
- .02 Black / RAL 9005
- .10 Anodised aluminium

Mandatory

44070 Pendant fitting accessory

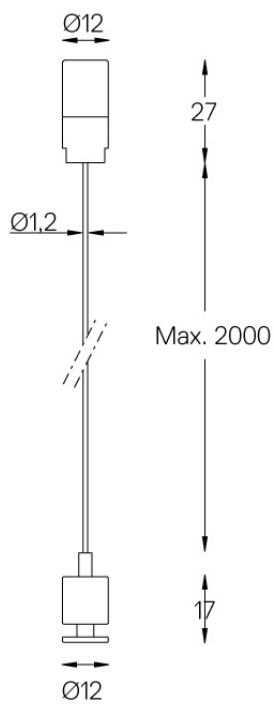
Ø60x35mm

44060 Clear base

Ø60x35mm

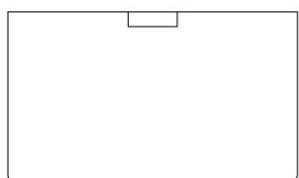
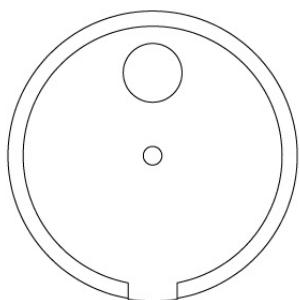
Pendant direct fitting
accessory

44070



One 2m steel cable (Ø1,2mm) for
pendant application with
millimetric height adjustment
system.

One on each end of the profile
segment and every 3m.



Ø60

35

Clear Base

44060



On/Off (3x0,75mm²). Includes:
One clear polycarbonate power supply base (IP20).
One clear power cable (2m).
One clear power supply base must be applied every 30m (ø60x35mm)