

Tubo 50

32W / 4280lm / 3000K / On/Off / Diffuse /
2312mm

62532



Design: Eduardo Souto de Moura

Surface or pendant luminaire with tubular shock-resistant frosted polycarbonate body with 50mm diameter.

Clear polycarbonate end caps with marked installation angles. Supplied with 30mm plastic cable gland that

prevents condensation within luminaire.


Fitting accessories ordered separately.

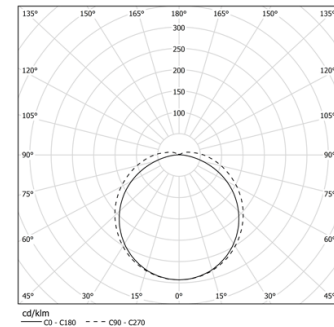
LED CRI>80 / >50.000h, L80/B10 / 3-step MacAdam

Power supply included.

IP67 | IK08 | 230Vac | 50/60Hz



 LED	3000K	Light Source	Luminaire
Power		32W	37,6W
Flux		5720lm	4280lm
Efficiency		179lm/W	114lm/W
LOR		-	75%
UGR		-	<25

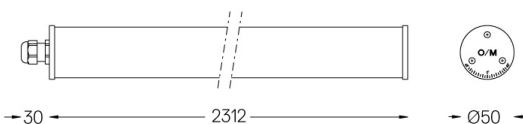


Beam angle
Diffuse

Application



Weight
2,3Kg



Finishes

☐ .25 Frost

Mandatory

43702 Surface fitting accessory (>2000mm)

43704 Pendant fitting accessory (>2000mm)

Optional

59061 Stainless steel fitting accessory (>2000mm)

Data according to regulations

2019/2020/EU supplemented by 2021/341 | 2019/2015/EU supplemented by 2021/340/EU Energy Consumption Labelling Ordinance. This product contains light sources of efficiency class C
Model Identifier 28004772