



### Design: O/M

Surface luminaire with tubular shock-resistant clear polycarbonate diffuser and anti-condensation system comprising a valve that prevents condensation within the luminaire without affecting its high level of protection.

End caps in clear polycarbonate with marked installation angles.

Optic system with acrylic lens.

Equipped with 1m cable (H05RN-F) and a metallic cable gland.

Fitting accessories and IP68 connector supplied separately.

LED CRI>80 / >50.000h, L80/B10 / 3-step MacAdam  
Power supply included.  
IP67 | IK08 | 230Vac | 50/60Hz



LED	4000K	Light Source	Luminaire
Power		9.6W	12W
Flux		1540lm	1010lm
Efficiency		160lm/W	84lm/W
LOR		-	66%
UGR		-	<13



Beam angle  
Elliptical 22x47°

### Application



Weight  
0,5Kg



### Finishes

.20 Clear


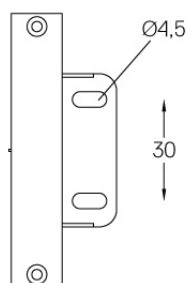
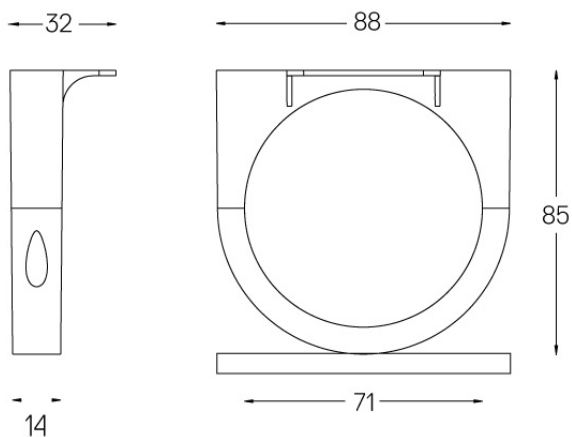
### Mandatory

43707 Surface fitting accessory

### Optional

43431 IP68 Connector  
5 poles

For the specific supply of "DALI 2" drivers, please contact:  
support@om-light.com



Set of 2 fitting accessories for surface version.

Finishes

● .20 Clear



## Tubo Evo

IP68 Connector

43431



Tubo Evo IP68 Connector  
5 poles, Ø7 to Ø12mm

Weight  
0,04Kg

