



Design: O/M

Surface luminaire with tubular shock-resistant clear polycarbonate diffuser and anti-condensation system comprising a valve that prevents condensation within the luminaire without affecting its high level of protection.

End caps in clear polycarbonate with marked installation angles.

Optic system with acrylic lens.

Equipped with 1m cable (H05RN-F) and a metallic cable gland.

Fitting accessories and IP68 connector supplied separately.

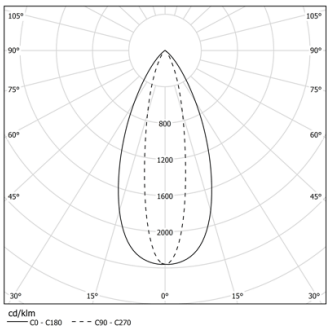
LED CRI>90 />50.000h, L80/B10 / 3-step MacAdam

Power supply included.

IP67 | IK08| 230Vac | 50/60Hz



LED	2700K	Light Source	Luminaire
Power		29W	35,4W
Flux		3030lm	1980lm
Efficiency		104lm/W	56lm/W
LOR		-	65%
UGR		-	<13

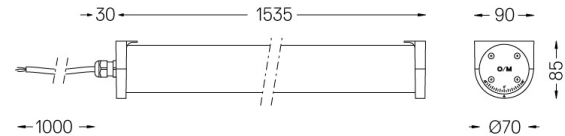


Beam angle
Elliptical 22x47°

Application



Weight
1,4Kg



Finishes

.20 Clear

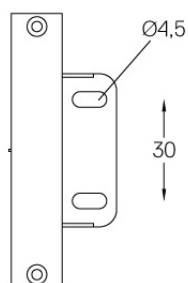
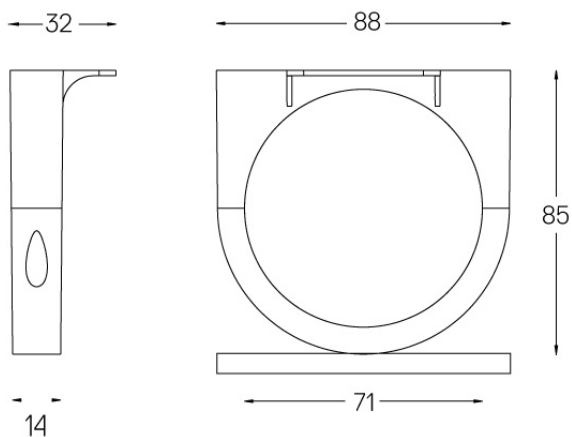
Mandatory

43707 Surface fitting accessory

Optional

43430 IP68 Connector

4 poles



Set of 2 fitting accessories for surface version.

Finishes

● .20 Clear



Tubo Evo

IP68 Connector

43430



Tubo Evo IP68 Connector
4 poles, Ø7 to Ø12mm

Weight

0,004Kg

