



Design: Eduardo Souto de Moura

Pendant luminaire with housing made of aluminium profile with 25micron maximum corrosion resistance anodization with textured electrostatic 100% polyester paint.

Frosted acrylic diffuser with user friendly clipping system.

Steel end caps with textured electrostatic 100% polyester paint.

Frosted acrylic diffuser for indirect light.

Three-phase track (On/Off or DALI) for installing spotlights.


Fitting accessories ordered separately.

LED CRI>80 />50.000h, L80/B10 / 3-step MacAdam

Power supply included.


IP20 | 230Vac | 50/60Hz



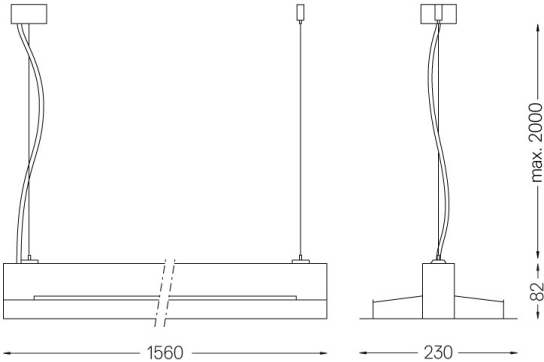
 4000K	Light Source	Luminaire
Power	45W	65W
Flux	5750lm	2300lm
Efficiency	128lm/W	35lm/W
LOR	-	40%
UGR	-	<25



Beam angle
Diffuse indirect

Application


Weight
7Kg



Finishes

- .01 White / RAL 9010
- .02 Black / RAL 9005
- .03 Grey / RAL 9006

Mandatory

54034 Clear base
Ø60x35mm

54080 Aluminium base
Ø60x37mm