


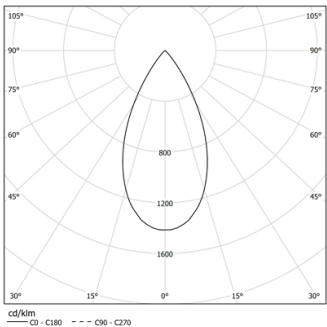
Design: O/M + Bartenbach GmbH  
inVision module with housing and perforated cover plate made of aluminium with textured-paint finish.

LED CRI>80 / >50.000h, L80/B10 / 2-step MacAdam  
Power supply included.  
IP20 | 230Vac | 50/60Hz



- Structure
- 1 Profile
- 2 End caps
- 3 Fitting accessories
- 4 Profile coupling
- Modules
- A inVision Module

| LED        | 4000K | Light Source | Luminaire |
|------------|-------|--------------|-----------|
| Power      |       | 27W          | 32,9W     |
| Flux       |       | 3440lm       | 2600lm    |
| Efficiency |       | 127lm/W      | 79lm/W    |
| LOR        |       | -            | 76%       |
| UGR        |       | -            | <10       |

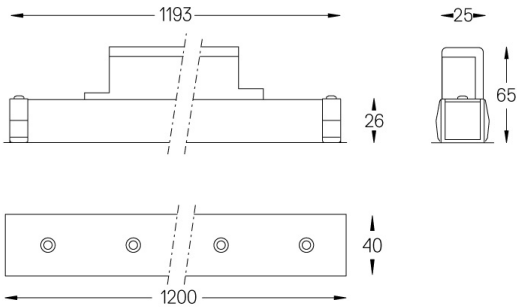


Beam angle  
Flood 52°

Application



Weight  
0,8Kg



- Finishes
- .01 White / RAL 9010
  - .02 Black / RAL 9005

Choose the length and layout of the system exactly as you want it, to model the right lighting functions for different tasks. For further information please contact: [support@om-light.com](mailto:support@om-light.com)