


inVision45
Made-to-measure

27W / 1840lm / 2700K / DALI / Flood 52° /
1200mm

61271



Structure

- 1 Profile
- 2 End caps
- 3 Fitting accessories
- 4 Profile coupling

Modules

- A inVision Module

Design: O/M + Bartenbach GmbH


inVision module with housing and perforated cover plate made of aluminium with textured-paint finish.

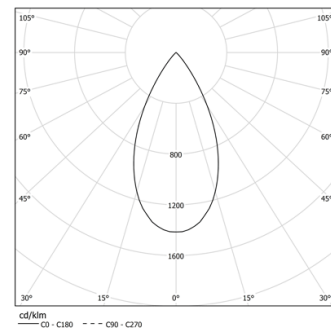
LED CRI>90 / >50.000h, L80/B10 / 2-step MacAdam

Power supply included.

IP20 | 230Vac | 50/60Hz



 LED	2700K	Light Source	Luminaire
Power	27W	32,9W	
Flux	2400lm	1840lm	
Efficiency	89lm/W	56lm/W	
LOR	-	77%	
UGR	-	<10	

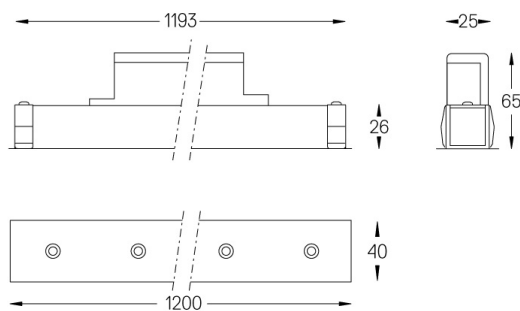


Beam angle
Flood 52°

Application



Weight
0,8Kg



Finishes

- .01 White / RAL 9010
● .02 Black / RAL 9005

For the specific supply of "DALI 2" drivers, please contact:
support@om-light.com

Choose the length and layout of the system exactly as you want it, to model the right lighting functions for different tasks. For further information please contact: support@om-light.com