


16W / 1000lm / 4000K / On/Off / Wallwasher
/ 600mm

61251



Structure

- 1 Profile
- 2 End caps
- 3 Fitting accessories
- 4 Profile coupling

Modules

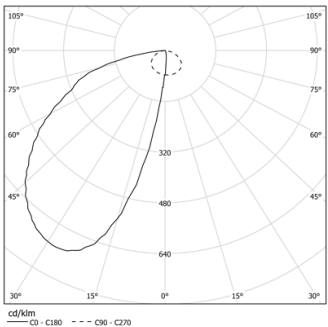
A Uw modules

Design: O/M + Bartenbach GmbH
LED light source with excellent colour consistency
and long operation lifespan.
Asymmetrical aluminium reflector.

LED CRI>80 / >50.000h, L80/B10
2-step MacAdam / power supply included.
IP20 | 230Vac | 50/60Hz



LED	4000K	Light Source	Luminaire
Power		16W	19W
Flux		2240lm	1000lm
Efficiency		140lm/W	53lm/W
LOR		-	45%
UGR		-	-




Beam angle
Wallwasher

Application



Weight
1,64Kg



Finishes

- .01 White / RAL 9010
- .02 Black / RAL 9005
- .10 Anodised aluminium

Choose the length and layout of the system exactly as you want it, to
model the right lighting functions for different tasks. For further
information please contact: support@om-light.com