


32W / 1450lm / 3000K / DALI / Wallwasher /
1200mm

61250



Structure

- 1 Profile
- 2 End caps
- 3 Fitting accessories
- 4 Profile coupling

Modules

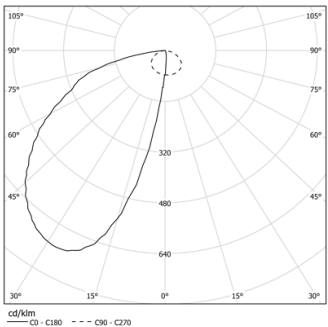
- A Uw modules

Design: O/M + Bartenbach GmbH
LED light source with excellent colour consistency
and long operation lifespan.
Asymmetrical aluminium reflector.

LED CRI>90 / >50.000h, L80/B10
2-step MacAdam / power supply included.
IP20 | 230Vac | 50/60Hz



LED	3000K	Light Source	Luminaire
Power		32W	38W
Flux		3200lm	1450lm
Efficiency		100lm/W	38lm/W
LOR		-	45%
UGR		-	-




Beam angle
Wallwasher

Application



Weight
2Kg



Finishes

- .01 White / RAL 9010
- .02 Black / RAL 9005
- .10 Anodised aluminium

For the specific supply of "DALI 2" drivers, please contact:
support@om-light.com
Choose the length and layout of the system exactly as you want it, to
model the right lighting functions for different tasks. For further
information please contact: support@om-light.com