

Structure

- 1 Profile
- 2 End caps
- 3 Fitting accessories
- 4 Profile coupling

Modules

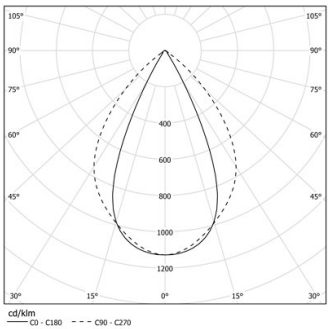
- A inFinit module (middle)
- B inFinit module (end)
- C Indirect module

Design: OM + Bartenbach  
GmbH  
Module with linear extruded lenses (Lightstream)  
combined with a secondary reflector, integrated into  
an extruded aluminium profile.

LED CRI>80 / >50.000h, L80/B10 / 2-step MacAdam  
Power supply included.  
IP20 | 230Vac | 50/60Hz

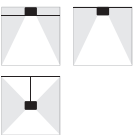


LED	2200K-5000K	Light Source	Luminaire
Power	28W*		34,1W*
Flux	3750lm*		2900lm*
Efficiency	134lm/W		85lm/W
LOR	-		77%
UGR	-		<16

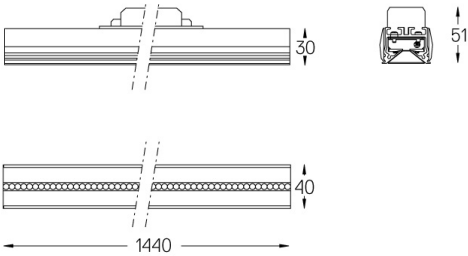


Beam angle  
Wide flood 76°

Application



Weight



Finishes

- .01 White / RAL 9010
- .02 Black / RAL 9005

For the specific supply of "DALI 2" drivers, please contact:  
support@om-light.com  
Choose the length and layout of the system exactly as you want it, to  
model the right lighting functions for different tasks. For further  
information please contact: support@om-light.com