

### Structure

- 1 Profile
- 2 End caps
- 3 Fitting accessories
- 4 Profile coupling

### Modules


- A inFinit module (middle)
- B inFinit module (end)
- C Indirect module

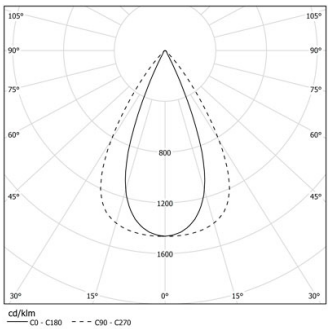
Design: OM + Bartenbach  
GmbH

Module with linear extruded lenses (Lightstream)  
combined with a secondary reflector, integrated into  
an extruded aluminium profile.  
2200-5000K Tunable White.

LED CRI>80 / >50.000h, L80/B10 / 2-step MacAdam  
Power supply included.  
IP20 | 230Vac | 50/60Hz



 LED	2200K-5000K	Light Source	Luminaire
Power		23W*	27,3W*
Flux		3000lm*	2320lm*
Efficiency		134lm/W	85lm/W
LOR		-	77%
UGR		-	<16

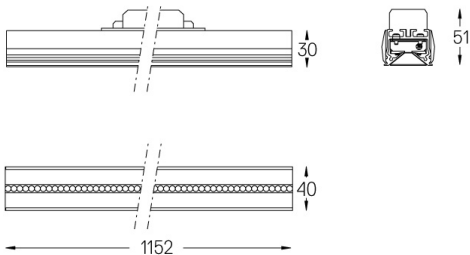


Beam angle  
Flood 64°

### Application



Weight



### Finishes

- .01 White / RAL 9010
- .02 Black / RAL 9005

For the specific supply of "DALI 2" drivers, please contact:  
support@om-light.com  
Choose the length and layout of the system exactly as you want it, to  
model the right lighting functions for different tasks. For further  
information please contact: support@om-light.com