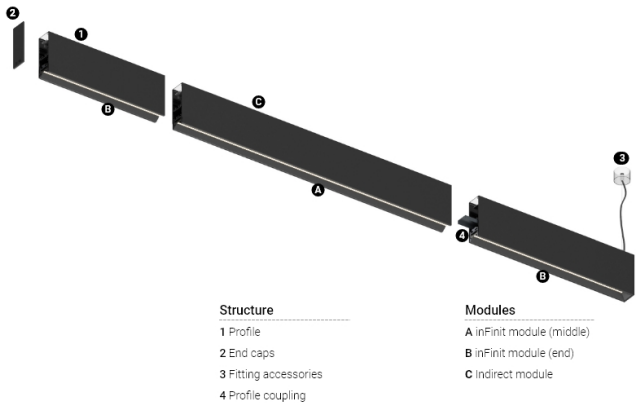


Product timing available by request



Structure  
1 Profile  
2 End caps  
3 Fitting accessories  
4 Profile coupling

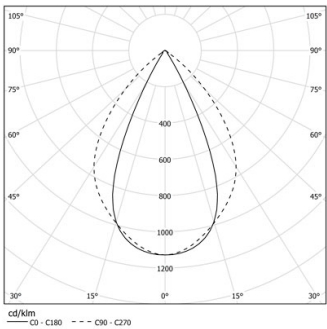
Modules  
A inFinit module (middle)  
B inFinit module (end)  
C Indirect module

Design: OM + Bartenbach  
GmbH  
Module with linear extruded lenses (Lightstream)  
combined with a secondary reflector, integrated into  
an extruded aluminium profile.

LED CRI>90 / >50.000h, L80/B10 / 2-step MacAdam  
Power supply included.  
IP20 | 230Vac | 50/60Hz

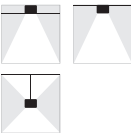


LED	4000K	Light Source	Luminaire
Power		20W	24,1W
Flux		2700lm	2160lm
Efficiency		136lm/W	90lm/W
LOR		-	80%
UGR		-	<13

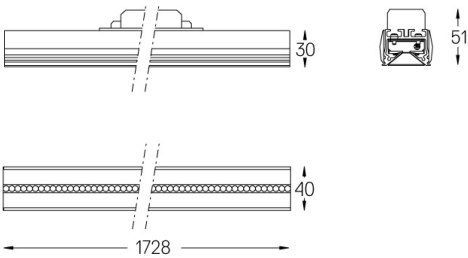


Beam angle  
Wide flood 76°

Application



Weight



Finishes

- .01 White / RAL 9010
- .02 Black / RAL 9005

For the specific supply of "DALI 2" drivers, please contact:  
support@om-light.com  
Choose the length and layout of the system exactly as you want it, to  
model the right lighting functions for different tasks. For further  
information please contact: support@om-light.com