

23W / 2600lm / 4000K / DALI / Flood 64° /
1440mm

61228

Product timing available by request



Structure

- 1 Profile
- 2 End caps
- 3 Fitting accessories
- 4 Profile coupling

Modules

- A inFinit module (middle)
- B inFinit module (end)
- C Indirect module

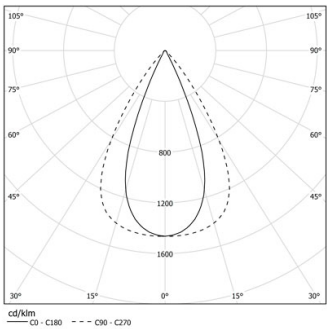
Design: OM + Bartenbach
GmbH

Module with linear extruded lenses (Lightstream)
combined with a secondary reflector, integrated into
an extruded aluminium profile.

LED CRI>90 / >50.000h, L80/B10 / 2-step MacAdam
Power supply included.
IP20 | 230Vac | 50/60Hz

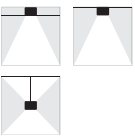


| LED | 4000K | Light Source | Luminaire |
|------------|-------|--------------|-----------|
| Power | | 23W | 28W |
| Flux | | 3250lm | 2600lm |
| Efficiency | | 141lm/W | 93lm/W |
| LOR | | - | 80% |
| UGR | | - | <16 |

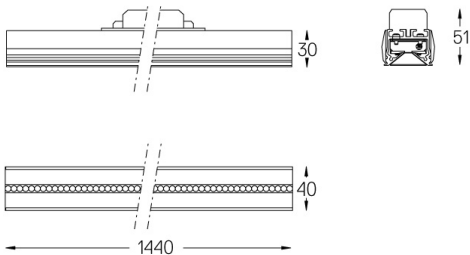


Beam angle
Flood 64°

Application



Weight



Finishes

- .01 White / RAL 9010
- .02 Black / RAL 9005

For the specific supply of "DALI 2" drivers, please contact:
support@om-light.com

Choose the length and layout of the system exactly as you want it, to
model the right lighting functions for different tasks. For further
information please contact: support@om-light.com