


**inVision35**  
**Made-to-measure**

46W\* / 2720lm\* / 2200K-5000K / DALI /  
Medium 31° / 1200mm

60984



## Structure

- 1 Profile
- 2 End caps
- 3 Fitting accessories
- 4 Profile coupling

## Modules

- A inVision Module

Design: O/M + Bartenbach GmbH

inVision module with housing and perforated cover plate made of aluminium with textured-paint finish.


LED CRI>80 / >50.000h, L80/B10 / 3-step MacAdam

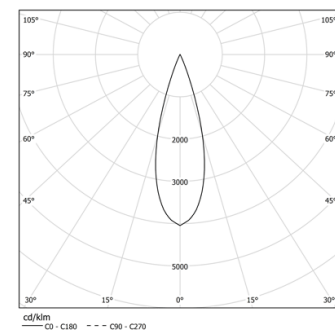
Power supply included.

DALI DT8.

IP20 | 230Vac | 50/60Hz

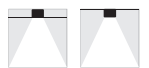


 LED	2200K-5000K	Light Source	Luminaire
Power		46W*	54,1W*
Flux		3760lm*	2720lm*
Efficiency		82lm/W	50lm/W
LOR		-	72%
UGR		-	<10

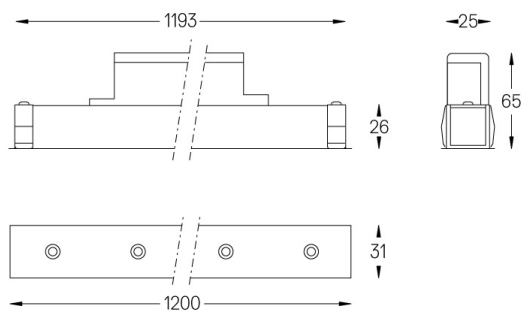


Beam angle  
Medium 31°

## Application



Weight  
0,8Kg



## Finishes

- .01 White / RAL 9010  
● .02 Black / RAL 9005

Choose the length and layout of the system exactly as you want it, to model the right lighting functions for different tasks. For further information please contact: [support@om-light.com](mailto:support@om-light.com)